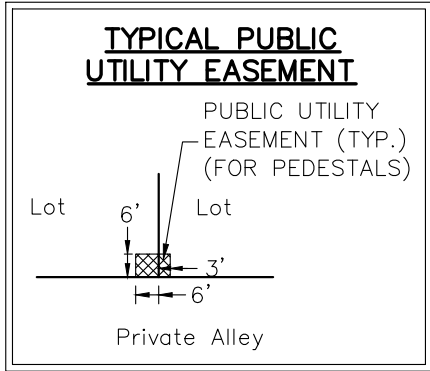


LEGEND

- SURFACE DRAINAGE SWALE DIRECTION
- BUILDING SETBACK LINE
- WATER SERVICE (PROPOSED)
- SANITARY LATERAL (PROPOSED)
- 6' PUBLIC UTILITY BELOW GRADE EASEMENT
- PUBLIC UTILITY EASEMENT
- STREET LIGHT



TRANSECT ZONE: T4
 LOT SQUARE FOOTAGE: 4,861 SQ. FT.
 BLDG. ENV. WIDTH AT PRIMARY SETBACK: 38.77'

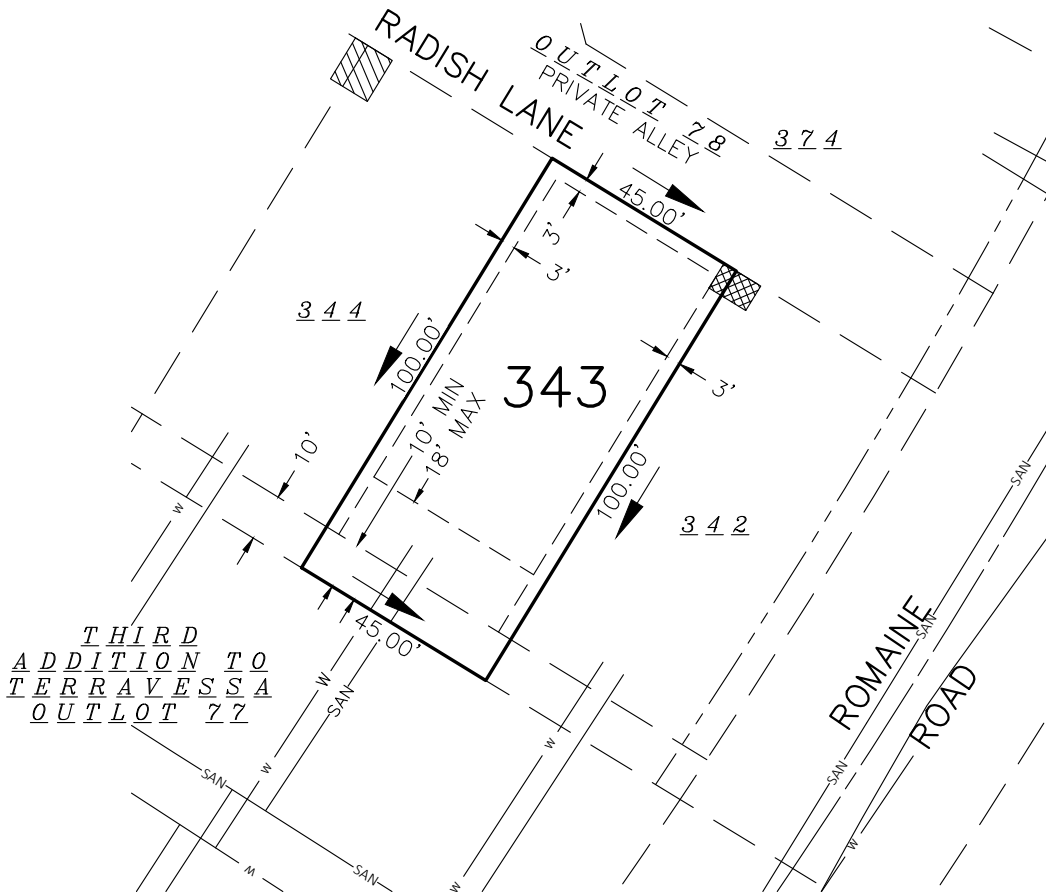
\\BSE1921\Final Plat\2023\BSE1921FP-FOURTHv20 Sales.dwg

LOT 342
 FOURTH ADDITION TO TERRAVESSA
 FITCHBURG LANDS, LLC

DATE 5/8/2024	PROJECT NO. BSE1921-4A
SCALE 1"=40'	
IF THIS BAR DOES NOT MEASURE 1" THEN DRAWING IS NOT TO SCALE	

Burse
 surveying & engineering ^{LLC}

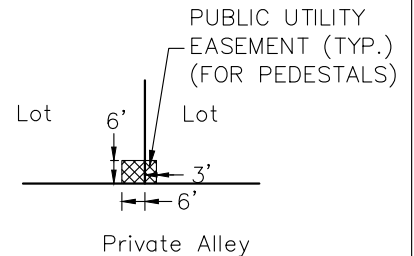
2801 International Lane, Suite 101
 Madison, WI 53704 G08.250.9263
 Fax: G08.250.9266
 email: mburse@bse-inc.net
 www.bursesurveyengr.com



LEGEND

- SURFACE DRAINAGE SWALE DIRECTION
- BUILDING SETBACK LINE
- WATER SERVICE (PROPOSED)
- SANITARY LATERAL (PROPOSED)
- 6' PUBLIC UTILITY BELOW GRADE EASEMENT
- PUBLIC UTILITY EASEMENT
- STREET LIGHT

TYPICAL PUBLIC UTILITY EASEMENT



TRANSECT ZONE: T4
 LOT SQUARE FOOTAGE: 4,500 SQ. FT.
 BLDG. ENV. WIDTH AT PRIMARY SETBACK: 39.00'

\\BSE1921\Final Plat\2023\BSE1921FP-FOURTHv20 Sales.dwg

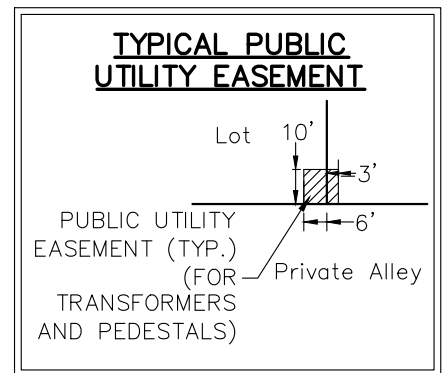
LOT 343
 FOURTH ADDITION TO TERRAVESSA
 FITCHBURG LANDS, LLC

DATE 5/8/2024	PROJECT NO. BSE1921-4A
SCALE 1" = 40'	
IF THIS BAR DOES NOT MEASURE 1" THEN DRAWING IS NOT TO SCALE	

Burse
 surveying & engineering ^{LLC}
 2801 International Lane, Suite 101
 Madison, WI 53704 608.250.9263
 Fax: 608.250.9266
 email: mburse@bse-nc.net
 www.bursesurveyengr.com



LEGEND	
	SURFACE DRAINAGE SWALE DIRECTION
	BUILDING SETBACK LINE
	WATER SERVICE (PROPOSED)
	SANITARY LATERAL (PROPOSED)
	6' PUBLIC UTILITY BELOW GRADE EASEMENT
	PUBLIC UTILITY EASEMENT
	STREET LIGHT



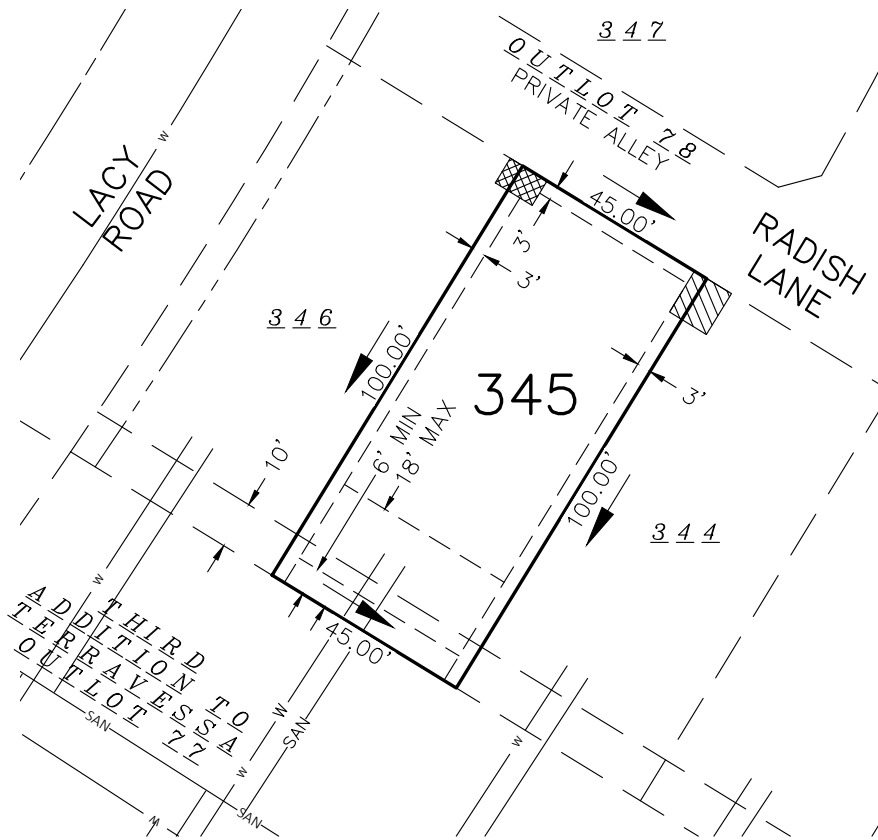
TRANSECT ZONE: T4
 LOT SQUARE FOOTAGE: 4,500 SQ. FT.
 BLDG. ENV. WIDTH AT PRIMARY SETBACK: 39.00'

\\BSE1921\Final Plat\2023\BSE1921FP-FOURTHv20 Sales.dwg

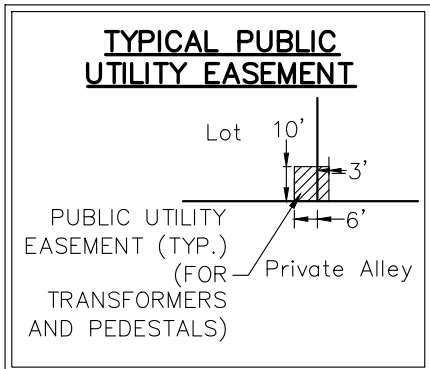

LOT 344
 FOURTH ADDITION TO TERRAVESSA
 FITCHBURG LANDS, LLC

DATE 5/8/2024	PROJECT NO. BSE1921-4A
SCALE 1"=40'	
IF THIS BAR DOES NOT MEASURE 1" THEN DRAWING IS NOT TO SCALE	

Burse
 surveying & engineering ^{LLC}
 2801 International Lane, Suite 101
 Madison, WI 53704 608.250.9263
 Fax: 608.250.9266
 email: mburse@bse-inc.net
 www.bursesurveyengr.com



LEGEND	
	SURFACE DRAINAGE SWALE DIRECTION
	BUILDING SETBACK LINE
	WATER SERVICE (PROPOSED)
	SANITARY LATERAL (PROPOSED)
	6' PUBLIC UTILITY BELOW GRADE EASEMENT
	PUBLIC UTILITY EASEMENT
	STREET LIGHT



TRANSECT ZONE: T4
 LOT SQUARE FOOTAGE: 4,500 SQ. FT.
 BLDG. ENV. WIDTH AT PRIMARY SETBACK: 39.00'

\\BSE1921\Final Plat\2023\BSE1921FP-FOURTHv20 Sales.dwg

LOT 345
 FOURTH ADDITION TO TERRAVESSA
 FITCHBURG LANDS, LLC

DATE 5/8/2024	PROJECT NO. BSE1921-4A
SCALE 1"=40'	
IF THIS BAR DOES NOT MEASURE 1" THEN DRAWING IS NOT TO SCALE	

Burse
 surveying & engineering ^{LLC}
 2801 International Lane, Suite 101
 Madison, WI 53704 G08.250.9263
 Fax: G08.250.9266
 email: mburse@bse-inc.net
 www.bursesurveyengr.com



LEGEND

- SURFACE DRAINAGE SWALE DIRECTION
- BUILDING SETBACK LINE
- WATER SERVICE (PROPOSED)
- SANITARY LATERAL (PROPOSED)
- 6' PUBLIC UTILITY BELOW GRADE EASEMENT
- PUBLIC UTILITY EASEMENT
- STREET LIGHT

TYPICAL PUBLIC UTILITY EASEMENT

PUBLIC UTILITY EASEMENT (TYP.) (FOR PEDESTALS)

Lot 6' Lot 3' Private Alley 6'

TRANSECT ZONE: T4
 LOT SQUARE FOOTAGE: 4,795 SQ. FT.
 BLDG. ENV. WIDTH AT PRIMARY SETBACK: 39.92'

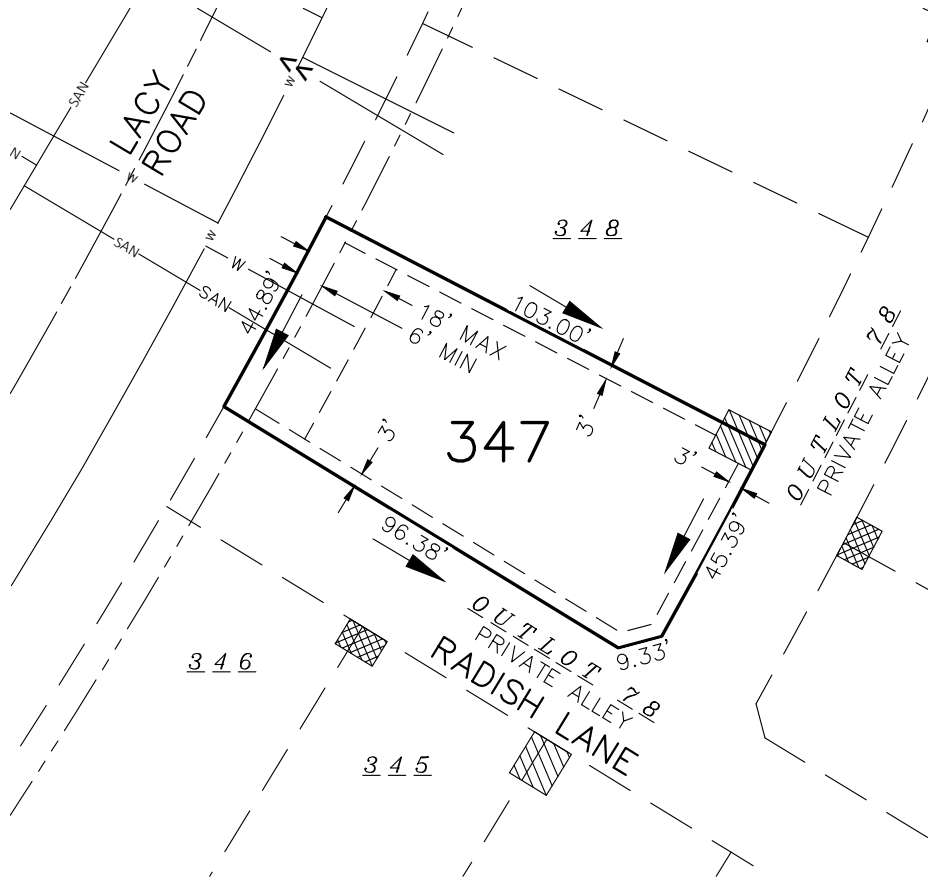
\\BSE1921\Final Plat\2023\BSE1921FP-FOURTHv20 Sales.dwg

LOT 346
 FOURTH ADDITION TO TERRAVESSA
 FITCHBURG LANDS, LLC

DATE 5/8/2024	PROJECT NO. BSE1921-4A
SCALE 1"=40'	
IF THIS BAR DOES NOT MEASURE 1" THEN DRAWING IS NOT TO SCALE	

Burse
 surveying & engineering ^{LLC}

2801 International Lane, Suite 101
 Madison, WI 53704 G08.250.9263
 Fax: G08.250.9266
 email: mburse@bse-inc.net
 www.bursesurveyengr.com



LEGEND

- SURFACE DRAINAGE SWALE DIRECTION
- BUILDING SETBACK LINE
- WATER SERVICE (PROPOSED)
- SANITARY LATERAL (PROPOSED)
- 6' PUBLIC UTILITY BELOW GRADE EASEMENT
- PUBLIC UTILITY EASEMENT
- STREET LIGHT

TYPICAL PUBLIC UTILITY EASEMENT

PUBLIC UTILITY EASEMENT (TYP.)
(FOR TRANSFORMERS AND PEDESTALS)

TRANSECT ZONE: T4
 LOT SQUARE FOOTAGE: 4,975 SQ. FT.
 BLDG. ENV. WIDTH AT PRIMARY SETBACK: 39.31'

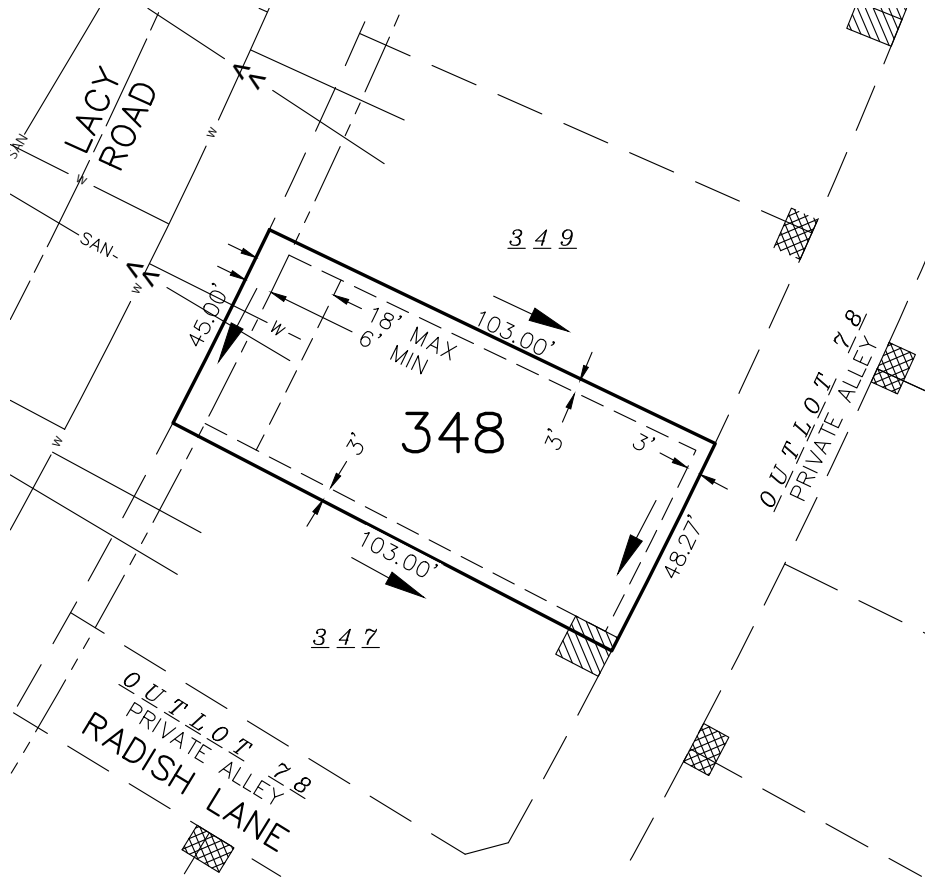
\\BSE1921\Final Plat\2023\BSE1921FP-FOURTHv20 Sales.dwg

LOT 347
 FOURTH ADDITION TO TERRAVESSA
 FITCHBURG LANDS, LLC

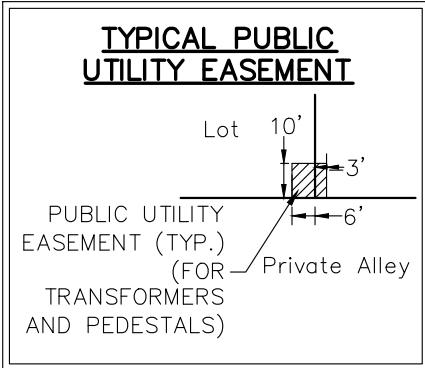
DATE 5/8/2024	PROJECT NO. BSE1921-4A
SCALE 1"=40'	
IF THIS BAR DOES NOT MEASURE 1" THEN DRAWING IS NOT TO SCALE	

Burse
 surveying & engineering ^{LLC}

2801 International Lane, Suite 101
 Madison, WI 53704 G08.250.9263
 Fax: 608.250.9266
 email: mburse@bse-inc.net
 www.bursesurveyengr.com



LEGEND	
	SURFACE DRAINAGE SWALE DIRECTION
	BUILDING SETBACK LINE
	WATER SERVICE (PROPOSED)
	SANITARY LATERAL (PROPOSED)
	6' PUBLIC UTILITY BELOW GRADE EASEMENT
	PUBLIC UTILITY EASEMENT
	STREET LIGHT



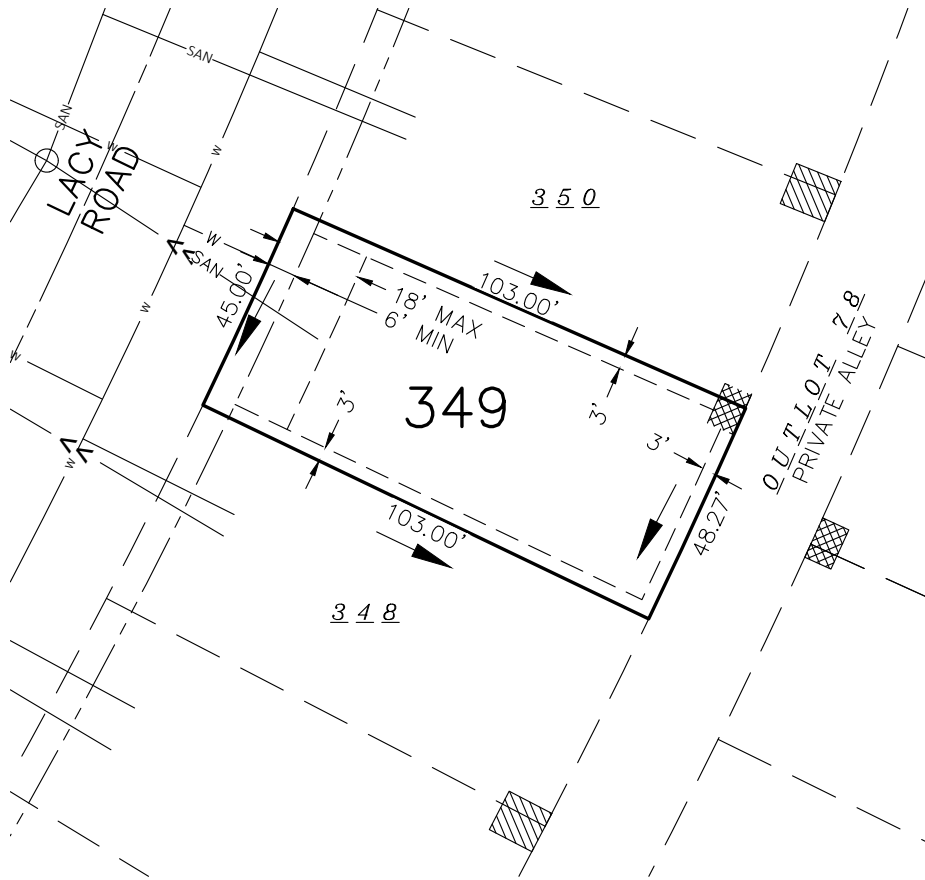
TRANSECT ZONE: T4
 LOT SQUARE FOOTAGE: 4,804 SQ. FT.
 BLDG. ENV. WIDTH AT PRIMARY SETBACK: 39.19'

\\BSE1921\Final Plat\2023\BSE1921FP-FOURTHv20 Sales.dwg

LOT 348
 FOURTH ADDITION TO TERRAVESSA
 FITCHBURG LANDS, LLC

DATE 5/8/2024	PROJECT NO. BSE1921-4A
SCALE 1"=40'	
IF THIS BAR DOES NOT MEASURE 1" THEN DRAWING IS NOT TO SCALE	

Burse
 surveying & engineering ^{LLC}
 2801 International Lane, Suite 101
 Madison, WI 53704 G08.250.9263
 Fax: 608.250.9266
 email: mburse@bse-inc.net
 www.bursesurveyengr.com



LEGEND

- SURFACE DRAINAGE SWALE DIRECTION
- BUILDING SETBACK LINE
- WATER SERVICE (PROPOSED)
- SANITARY LATERAL (PROPOSED)
- 6' PUBLIC UTILITY BELOW GRADE EASEMENT
- PUBLIC UTILITY EASEMENT
- STREET LIGHT

TYPICAL PUBLIC UTILITY EASEMENT

PUBLIC UTILITY EASEMENT (TYP.) (FOR PEDESTALS)

Private Alley

TRANSECT ZONE: T4
 LOT SQUARE FOOTAGE: 4,804 SQ. FT.
 BLDG. ENV. WIDTH AT PRIMARY SETBACK: 39.19'

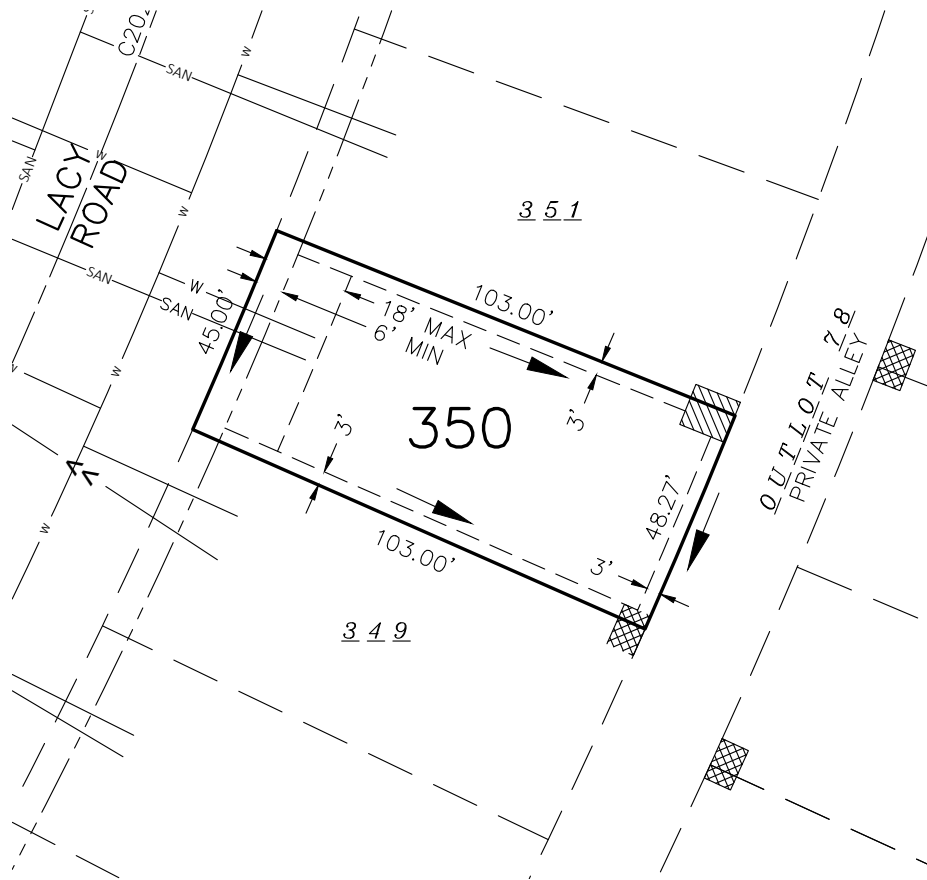
\\BSE1921\Final Plat\2023\BSE1921FP-FOURTHv20 Sales.dwg

LOT 349
 FOURTH ADDITION TO TERRAVESSA
 FITCHBURG LANDS, LLC

DATE 5/8/2024	PROJECT NO. BSE1921-4A
SCALE 1"=40'	
IF THIS BAR DOES NOT MEASURE 1" THEN DRAWING IS NOT TO SCALE	

Burse
 surveying & engineering ^{LLC}

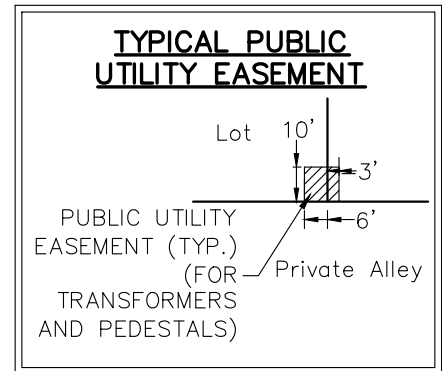
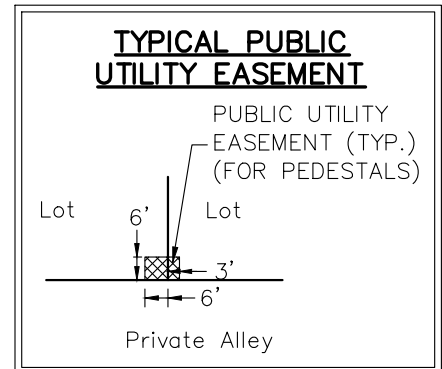
2801 International Lane, Suite 101
 Madison, WI 53704 608.250.9263
 Fax: 608.250.9266
 email: mburse@bse-inc.net
 www.bursesurveyengr.com



LEGEND

- SURFACE DRAINAGE SWALE DIRECTION
- BUILDING SETBACK LINE
- WATER SERVICE (PROPOSED)
- SANITARY LATERAL (PROPOSED)
- 6' PUBLIC UTILITY BELOW GRADE EASEMENT
- PUBLIC UTILITY EASEMENT
- STREET LIGHT

TRANSECT ZONE: T4
 LOT SQUARE FOOTAGE: 4,804 SQ. FT.
 BLDG. ENV. WIDTH AT PRIMARY SETBACK: 39.19'



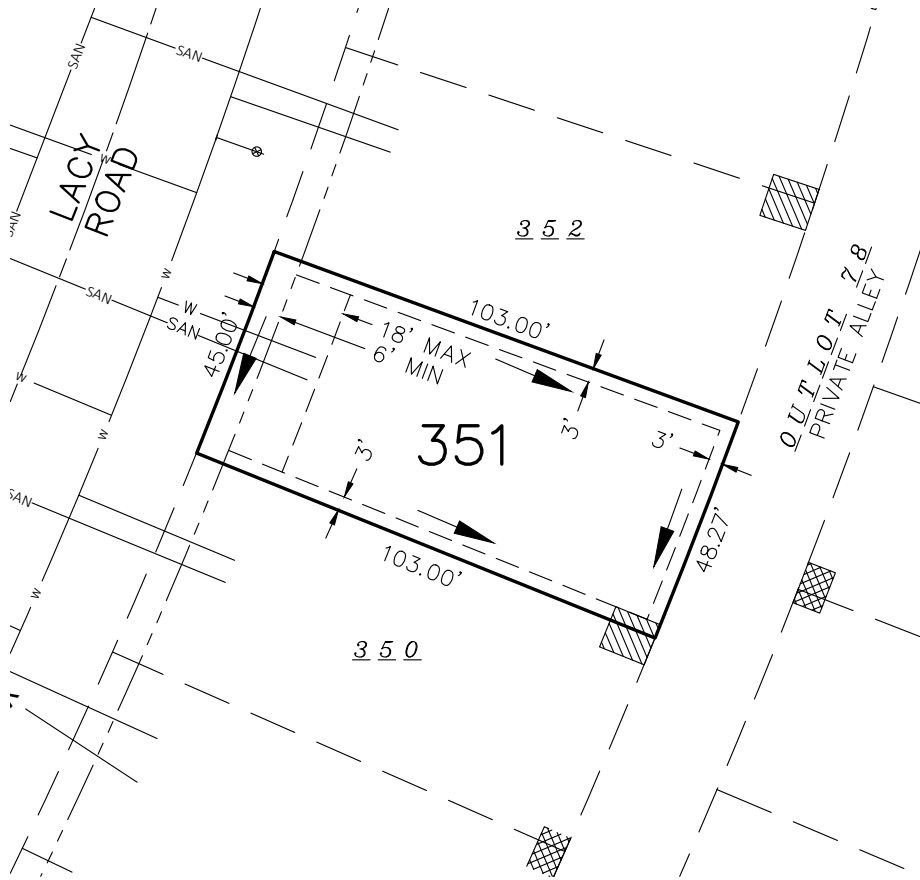
\\BSE1921\Final Plat\2023\BSE1921FP-FOURTHv20 Sales.dwg

LOT 350
 FOURTH ADDITION TO TERRAVESSA
 FITCHBURG LANDS, LLC

DATE 5/8/2024	PROJECT NO. BSE1921-4A
SCALE 1"=40'	
IF THIS BAR DOES NOT MEASURE 1" THEN DRAWING IS NOT TO SCALE	

Burse
 surveying & engineering ^{LLC}

2801 International Lane, Suite 101
 Madison, WI 53704 G08.250.9263
 Fax: G08.250.9266
 email: mburse@bse-inc.net
 www.bursesurveyengr.com



LEGEND

- SURFACE DRAINAGE SWALE DIRECTION
- BUILDING SETBACK LINE
- WATER SERVICE (PROPOSED)
- SANITARY LATERAL (PROPOSED)
- 6' PUBLIC UTILITY BELOW GRADE EASEMENT
- PUBLIC UTILITY EASEMENT
- STREET LIGHT

TYPICAL PUBLIC UTILITY EASEMENT

PUBLIC UTILITY EASEMENT (TYP.)
(FOR TRANSFORMERS AND PEDESTALS)

TRANSECT ZONE: T4
 LOT SQUARE FOOTAGE: 4,804 SQ. FT.
 BLDG. ENV. WIDTH AT PRIMARY SETBACK: 39.19'

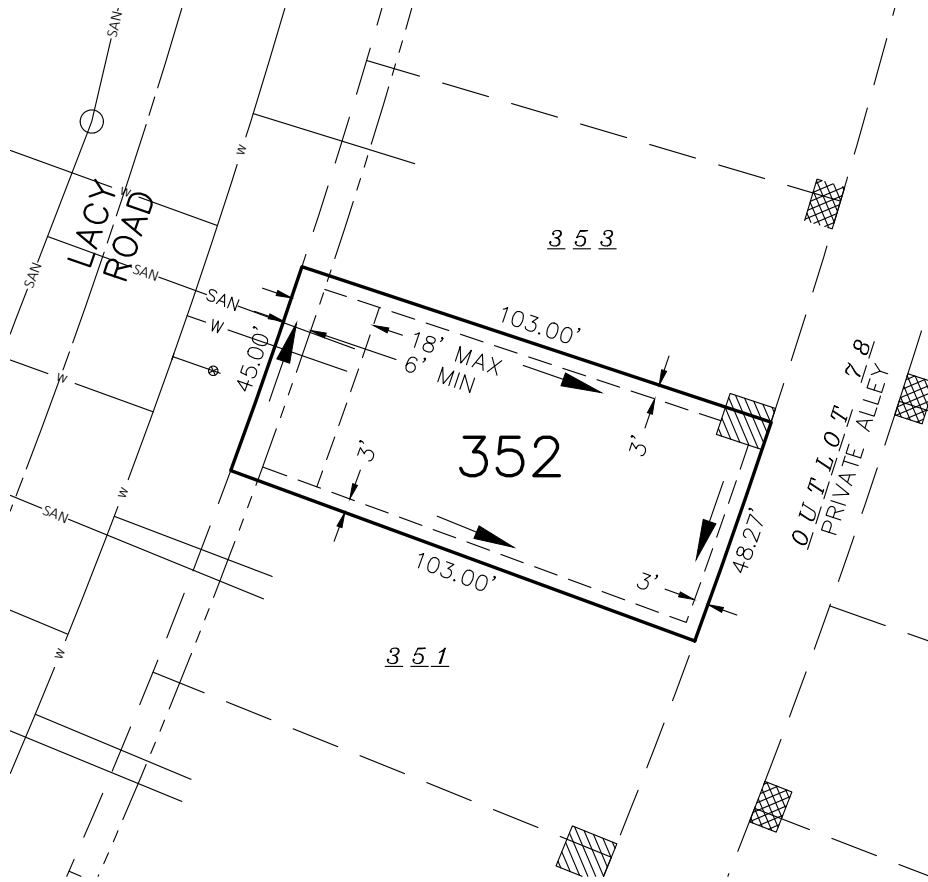
\\BSE1921\Final Plat\2023\BSE1921FP-FOURTHv20 Sales.dwg

LOT 351
 FOURTH ADDITION TO TERRAVESSA
 FITCHBURG LANDS, LLC

DATE 5/8/2024	PROJECT NO. BSE1921-4A
SCALE 1"=40'	
IF THIS BAR DOES NOT MEASURE 1" THEN DRAWING IS NOT TO SCALE	

Burse
 surveying & engineering ^{LLC}

2801 International Lane, Suite 101
 Madison, WI 53704 G08.250.9263
 Fax: G08.250.9266
 email: mburse@bse-inc.net
 www.bursesurveyengr.com



LEGEND

- SURFACE DRAINAGE SWALE DIRECTION
- BUILDING SETBACK LINE
- WATER SERVICE (PROPOSED)
- SANITARY LATERAL (PROPOSED)
- 6' PUBLIC UTILITY BELOW GRADE EASEMENT
- PUBLIC UTILITY EASEMENT
- STREET LIGHT

TYPICAL PUBLIC UTILITY EASEMENT

PUBLIC UTILITY EASEMENT (TYP.)
(FOR TRANSFORMERS AND PEDESTALS)

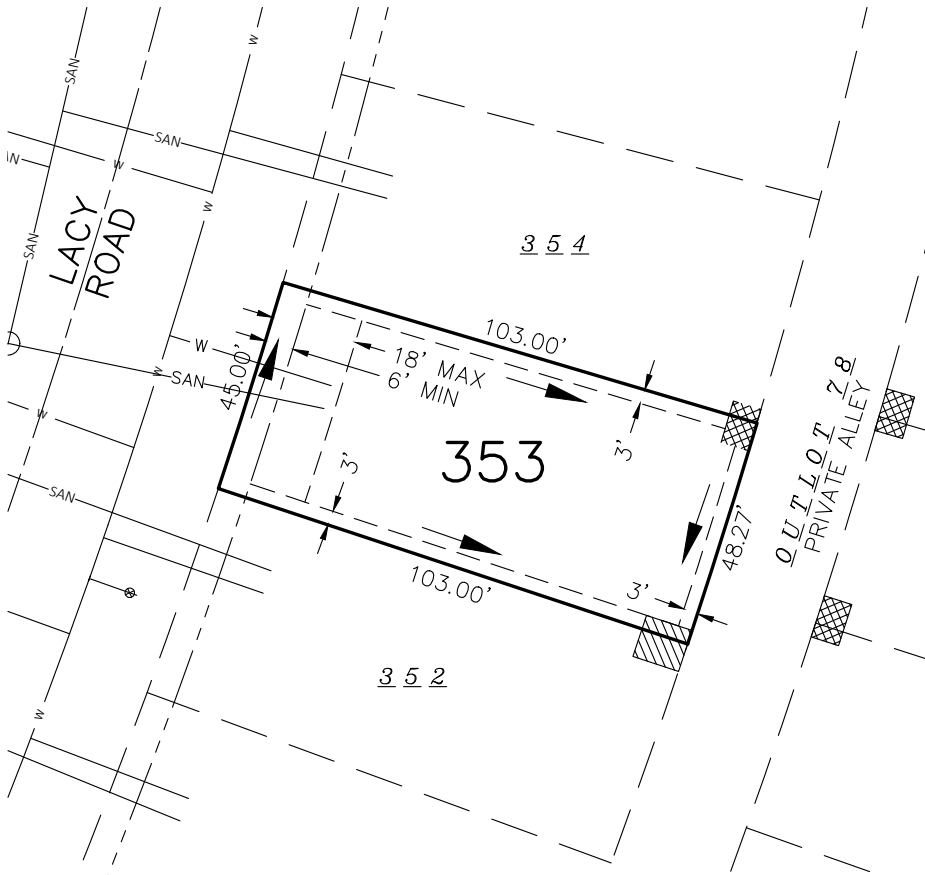
TRANSECT ZONE: T4
 LOT SQUARE FOOTAGE: 4,804 SQ. FT.
 BLDG. ENV. WIDTH AT PRIMARY SETBACK: 39.19'

\\BSE1921\Final Plat\2023\BSE1921FP-FOURTHv20 Sales.dwg

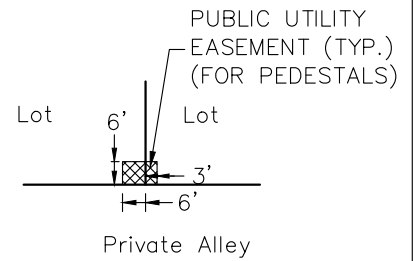
LOT 352
 FOURTH ADDITION TO TERRAVESSA
 FITCHBURG LANDS, LLC

DATE 5/8/2024	PROJECT NO. BSE1921-4A
SCALE 1"=40'	
IF THIS BAR DOES NOT MEASURE 1" THEN DRAWING IS NOT TO SCALE	

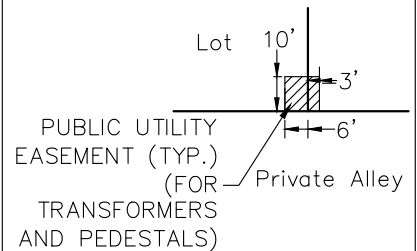
Burse
 surveying & engineering ^{LLC}
 2801 International Lane, Suite 101
 Madison, WI 53704 G08.250.9263
 Fax: G08.250.9266
 email: mburse@bse-inc.net
 www.bursesurveyengr.com



TYPICAL PUBLIC UTILITY EASEMENT



TYPICAL PUBLIC UTILITY EASEMENT



LEGEND

- SURFACE DRAINAGE SWALE DIRECTION
- BUILDING SETBACK LINE
- WATER SERVICE (PROPOSED)
- SANITARY LATERAL (PROPOSED)
- 6' PUBLIC UTILITY BELOW GRADE EASEMENT
- PUBLIC UTILITY EASEMENT
- STREET LIGHT

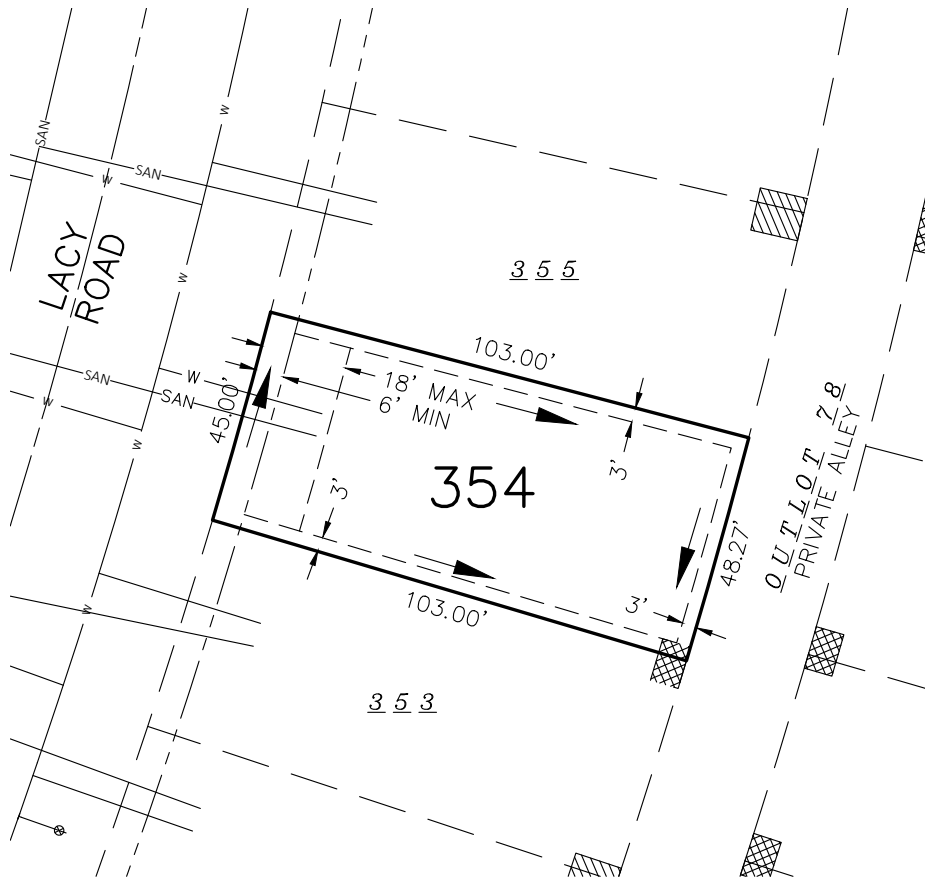
TRANSECT ZONE: T4
 LOT SQUARE FOOTAGE: 4,804 SQ. FT.
 BLDG. ENV. WIDTH AT PRIMARY SETBACK: 39.19'

\\BSE1921\Final Plat\2023\BSE1921FP-FOURTHv20 Sales.dwg

LOT 353
 FOURTH ADDITION TO TERRAVESSA
 FITCHBURG LANDS, LLC

DATE 5/8/2024	PROJECT NO. BSE1921-4A
SCALE 1"=40'	
IF THIS BAR DOES NOT MEASURE 1" THEN DRAWING IS NOT TO SCALE	

Burse
 surveying & engineering LLC
 2801 International Lane, Suite 101
 Madison, WI 53704 G08.250.9263
 Fax: G08.250.9266
 email: mburse@bse-inc.net
 www.bursesurveyengr.com



LEGEND

- SURFACE DRAINAGE SWALE DIRECTION
- BUILDING SETBACK LINE
- WATER SERVICE (PROPOSED)
- SANITARY LATERAL (PROPOSED)
- 6' PUBLIC UTILITY BELOW GRADE EASEMENT
- PUBLIC UTILITY EASEMENT
- STREET LIGHT

TYPICAL PUBLIC UTILITY EASEMENT

PUBLIC UTILITY EASEMENT (TYP.) (FOR PEDESTALS)

Lot 6' Lot 3' Private Alley 6'

TRANSECT ZONE: T4
 SQUARE FOOTAGE: 4,804 SQ. FT.
 BLDG. ENV. WIDTH AT PRIMARY SETBACK: 39.19'

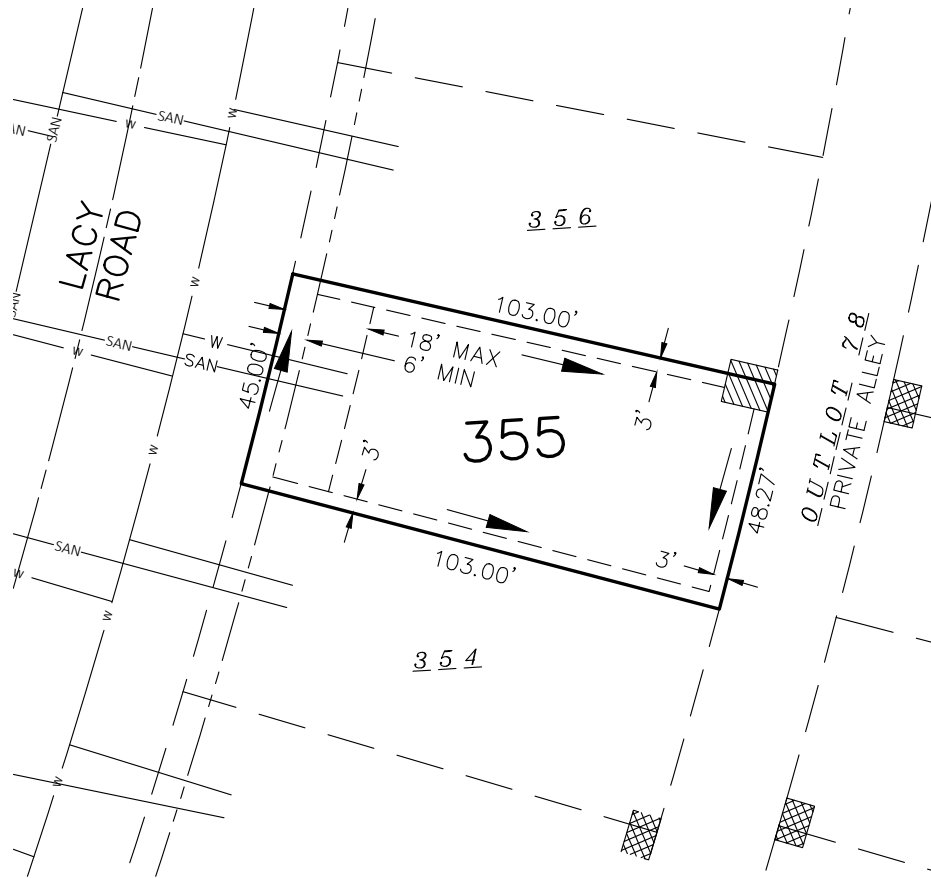
\\BSE1921\Final Plat\2023\BSE1921FP-FOURTHv20 Sales.dwg

LOT 354
 FOURTH ADDITION TO TERRAVESSA
 FITCHBURG LANDS, LLC

DATE 5/8/2024	PROJECT NO. BSE1921-4A
SCALE 1"=40'	
IF THIS BAR DOES NOT MEASURE 1" THEN DRAWING IS NOT TO SCALE	

Burse
 surveying & engineering ^{LLC}

2801 International Lane, Suite 101
 Madison, WI 53704 G08.250.9263
 Fax: G08.250.9266
 email: mburse@bse-inc.net
 www.bursesurveyengr.com



LEGEND

- SURFACE DRAINAGE SWALE DIRECTION
- BUILDING SETBACK LINE
- WATER SERVICE (PROPOSED)
- SANITARY LATERAL (PROPOSED)
- 6' PUBLIC UTILITY BELOW GRADE EASEMENT
- PUBLIC UTILITY EASEMENT
- STREET LIGHT

TYPICAL PUBLIC UTILITY EASEMENT

PUBLIC UTILITY EASEMENT (TYP.)
(FOR TRANSFORMERS AND PEDESTALS)

TRANSECT ZONE: T4
 LOT SQUARE FOOTAGE: 4,804 SQ. FT.
 BLDG. ENV. WIDTH AT PRIMARY SETBACK: 39.19'

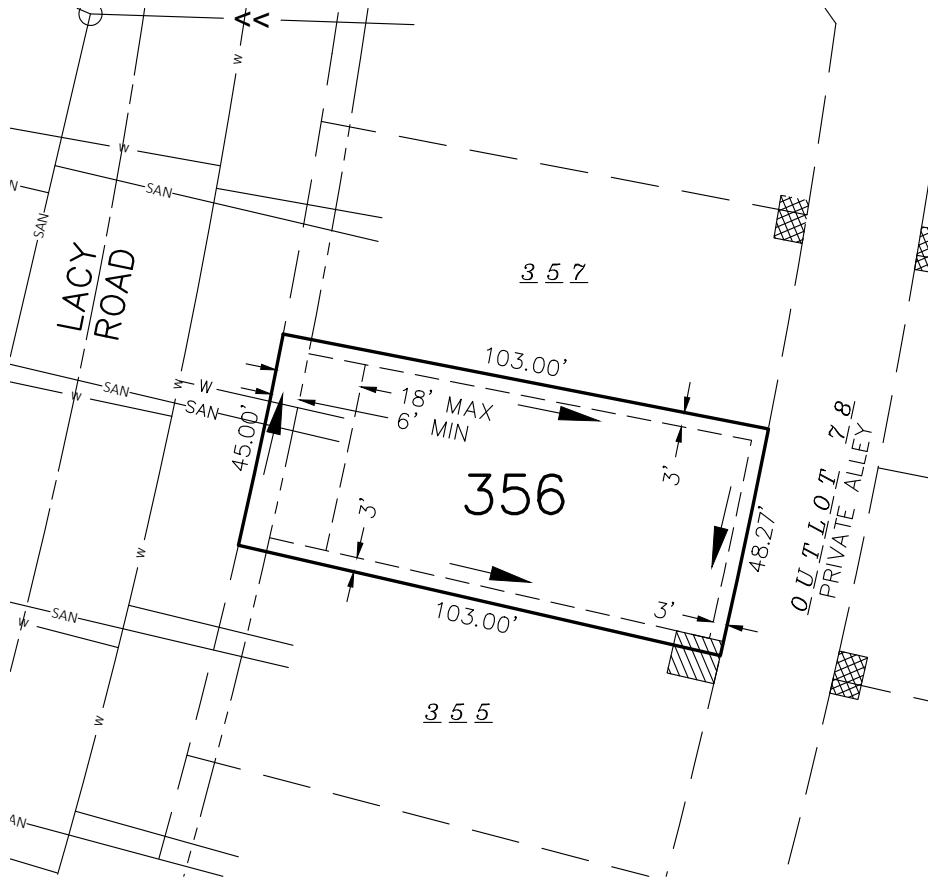
\\BSE1921\Final Plat\2023\BSE1921FP-FOURTHv20 Sales.dwg

LOT 355
 FOURTH ADDITION TO TERRAVESSA
 FITCHBURG LANDS, LLC

DATE 5/8/2024	PROJECT NO. BSE1921-4A
SCALE 1"=40'	
IF THIS BAR DOES NOT MEASURE 1" THEN DRAWING IS NOT TO SCALE	

Burse
 surveying & engineering ^{LLC}

2801 International Lane, Suite 101
 Madison, WI 53704 G08.250.9263
 Fax: 608.250.9266
 email: mburse@bse-inc.net
 www.bursesurveyengr.com



LEGEND

- SURFACE DRAINAGE SWALE DIRECTION
- BUILDING SETBACK LINE
- WATER SERVICE (PROPOSED)
- SANITARY LATERAL (PROPOSED)
- 6' PUBLIC UTILITY BELOW GRADE EASEMENT
- PUBLIC UTILITY EASEMENT
- STREET LIGHT

TYPICAL PUBLIC UTILITY EASEMENT

PUBLIC UTILITY EASEMENT (TYP.)
(FOR TRANSFORMERS AND PEDESTALS)

TRANSECT ZONE: T4
 LOT SQUARE FOOTAGE: 4,804 SQ. FT.
 BLDG. ENV. WIDTH AT PRIMARY SETBACK: 39.19'

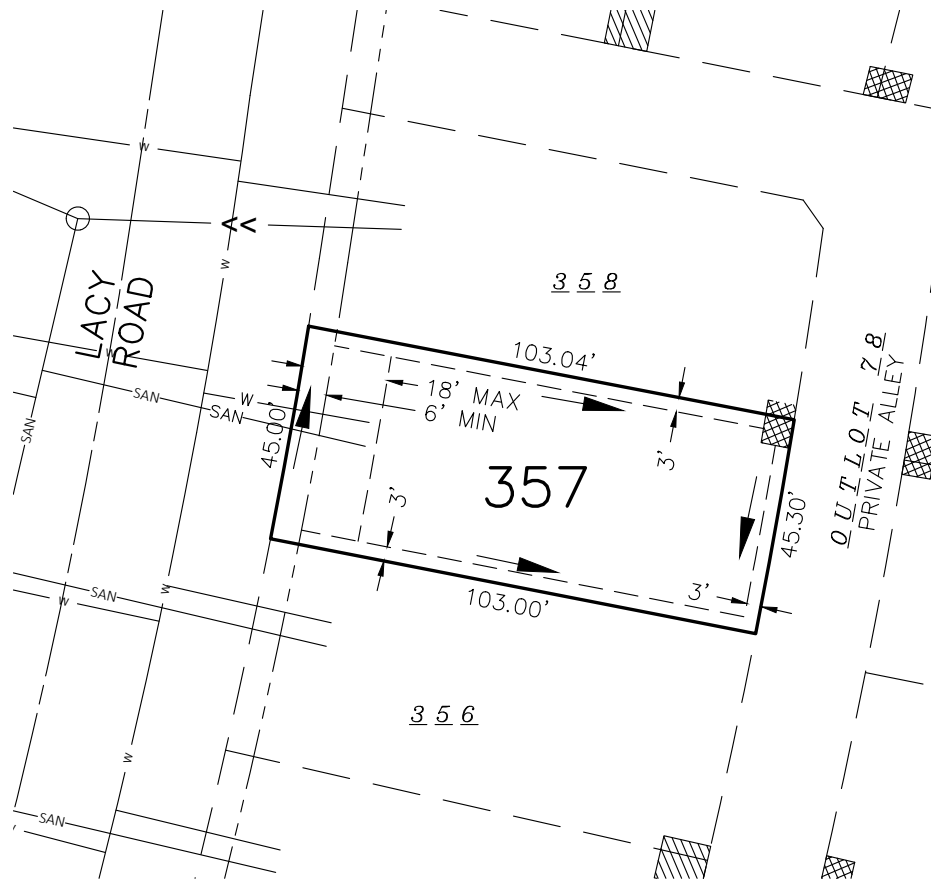
\\BSE1921\Final Plat\2023\BSE1921FP-FOURTHv20 Sales.dwg

LOT 356
 FOURTH ADDITION TO TERRAVESSA
 FITCHBURG LANDS, LLC

DATE 5/8/2024	PROJECT NO. BSE1921-4A
SCALE 1"=40'	
IF THIS BAR DOES NOT MEASURE 1" THEN DRAWING IS NOT TO SCALE	

Burse
 surveying & engineering ^{LLC}

2801 International Lane, Suite 101
 Madison, WI 53704 G08.250.9263
 Fax: 608.250.9266
 email: mburse@bse-inc.net
 www.bursesurveyengr.com



LEGEND

- SURFACE DRAINAGE SWALE DIRECTION
- BUILDING SETBACK LINE
- WATER SERVICE (PROPOSED)
- SANITARY LATERAL (PROPOSED)
- 6' PUBLIC UTILITY BELOW GRADE EASEMENT
- PUBLIC UTILITY EASEMENT
- STREET LIGHT

TYPICAL PUBLIC UTILITY EASEMENT

PUBLIC UTILITY EASEMENT (TYP.) (FOR PEDESTALS)

Private Alley

TRANSECT ZONE: T4
 LOT SQUARE FOOTAGE: 4,651 SQ. FT.
 BLDG. ENV. WIDTH AT PRIMARY SETBACK: 39.02'

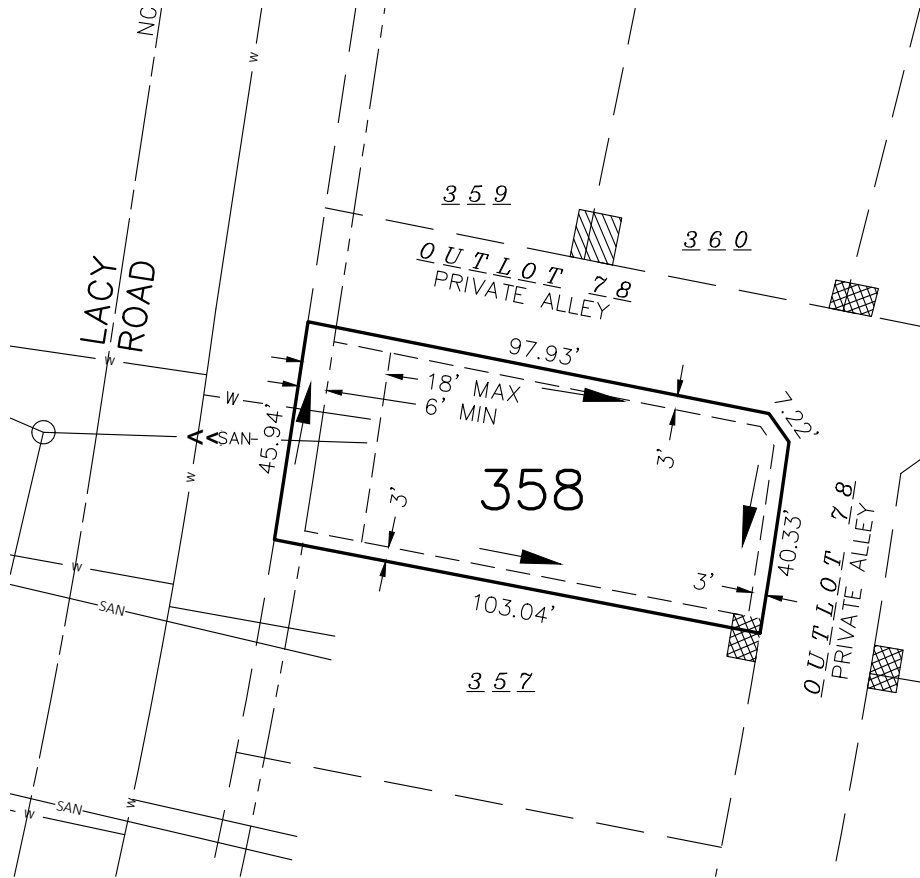
\\BSE1921\Final Plat\2023\BSE1921FP-FOURTHv20 Sales.dwg

LOT 357
 FOURTH ADDITION TO TERRAVESSA
 FITCHBURG LANDS, LLC

DATE 5/8/2024	PROJECT NO. BSE1921-4A
SCALE 1"=40'	
IF THIS BAR DOES NOT MEASURE 1" THEN DRAWING IS NOT TO SCALE	

Burse
 surveying & engineering ^{LLC}

2801 International Lane, Suite 101
 Madison, WI 53704 G08.250.9263
 Fax: G08.250.9266
 email: mburse@bse-inc.net
 www.bursesurveyengr.com



LEGEND

- SURFACE DRAINAGE SWALE DIRECTION
- BUILDING SETBACK LINE
- WATER SERVICE (PROPOSED)
- SANITARY LATERAL (PROPOSED)
- 6' PUBLIC UTILITY BELOW GRADE EASEMENT
- PUBLIC UTILITY EASEMENT
- STREET LIGHT

TYPICAL PUBLIC UTILITY EASEMENT

PUBLIC UTILITY EASEMENT (TYP.) (FOR PEDESTALS)

Lot 6' Lot 3' Private Alley 6'

TRANSECT ZONE: T4
 LOT SQUARE FOOTAGE: 4,684 SQ. FT.
 BLDG. ENV. WIDTH AT PRIMARY SETBACK: 39.90'

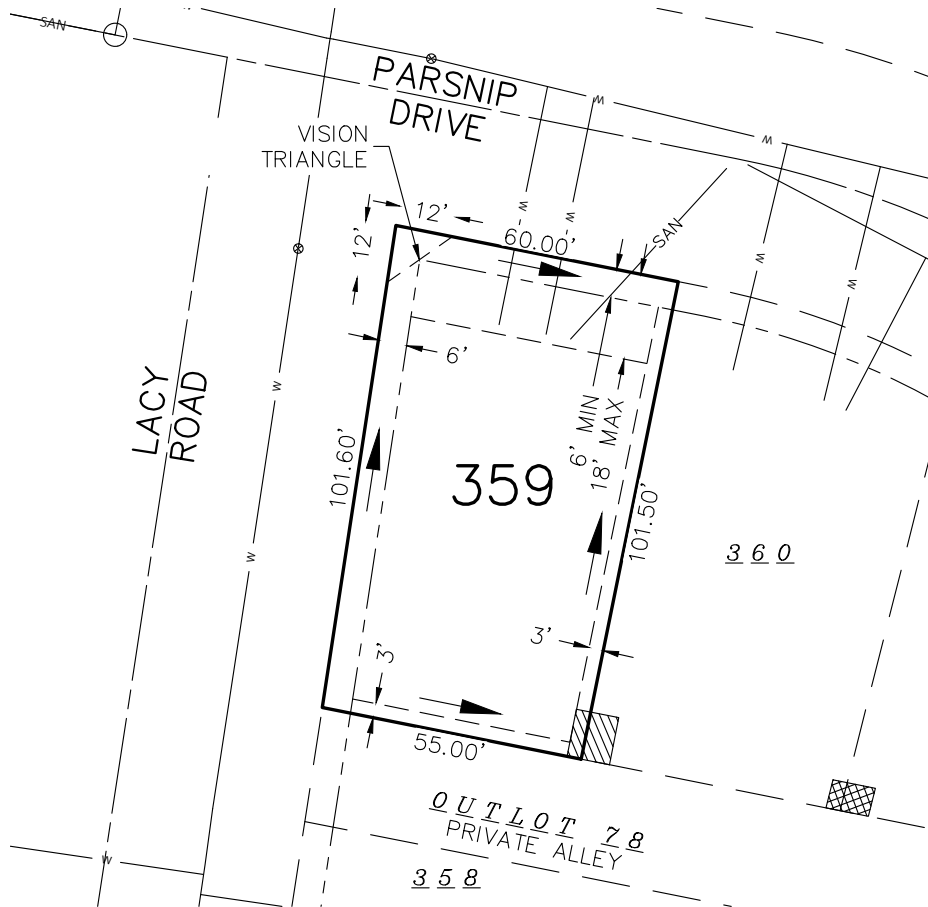
\\BSE1921\Final Plat\2023\BSE1921FP-FOURTHv20 Sales.dwg

LOT 358
 FOURTH ADDITION TO TERRAVESSA
 FITCHBURG LANDS, LLC

DATE 5/8/2024	PROJECT NO. BSE1921-4A
SCALE 1"=40'	
IF THIS BAR DOES NOT MEASURE 1" THEN DRAWING IS NOT TO SCALE	

Burse
 surveying & engineering ^{LLC}

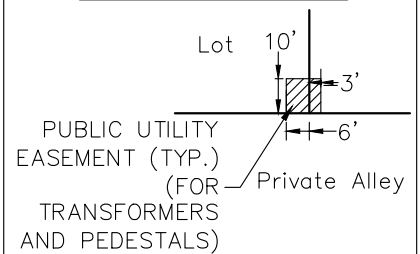
2801 International Lane, Suite 101
 Madison, WI 53704 G08.250.9263
 Fax: 608.250.9266
 email: mburse@bse-inc.net
 www.bursesurveyengr.com



LEGEND

- SURFACE DRAINAGE SWALE DIRECTION
- BUILDING SETBACK LINE
- WATER SERVICE (PROPOSED)
- SANITARY LATERAL (PROPOSED)
- 6' PUBLIC UTILITY BELOW GRADE EASEMENT
- PUBLIC UTILITY EASEMENT
- STREET LIGHT

TYPICAL PUBLIC UTILITY EASEMENT



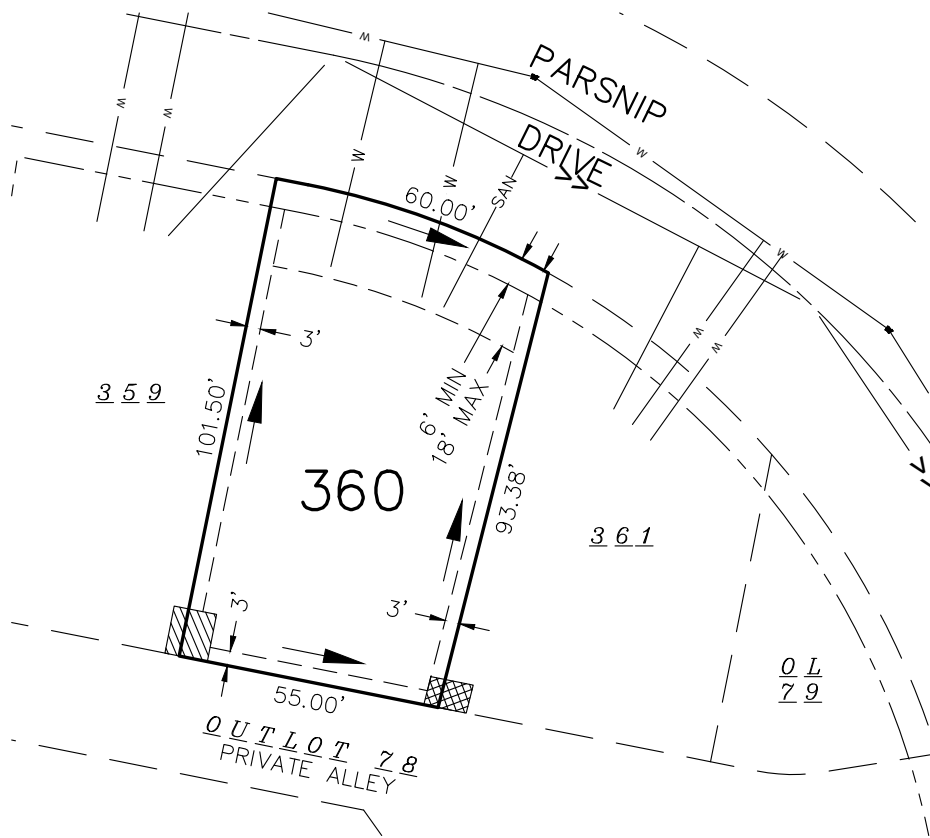
TRANSECT ZONE: T4
 LOT SQUARE FOOTAGE: 5,836 SQ. FT.
 BLDG. ENV. WIDTH AT PRIMARY SETBACK: 50.70'

\\BSE1921\Final Plat\2023\BSE1921FP-FOURTHv20 Sales.dwg

LOT 359
 FOURTH ADDITION TO TERRAVESSA
 FITCHBURG LANDS, LLC

DATE 5/8/2024	PROJECT NO. BSE1921-4A
SCALE 1"=40'	
IF THIS BAR DOES NOT MEASURE 1" THEN DRAWING IS NOT TO SCALE	

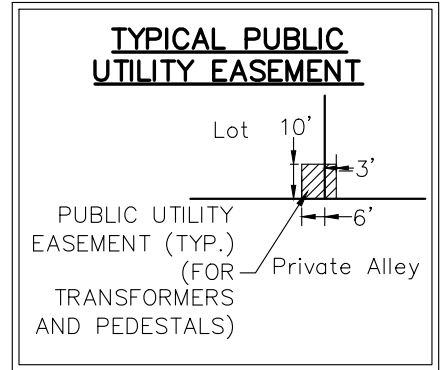
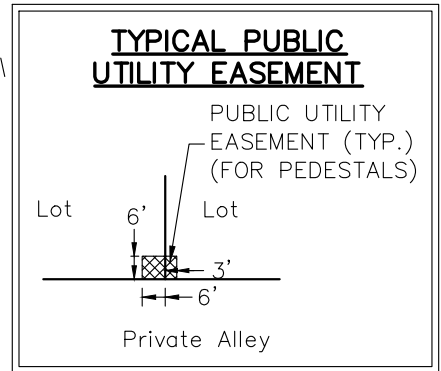
Burse
 surveying & engineering ^{LLC}
 2801 International Lane, Suite 101
 Madison, WI 53704 G08.250.9263
 Fax: 608.250.9266
 email: mburse@bse-inc.net
 www.bursesurveyengr.com



LEGEND

- SURFACE DRAINAGE SWALE DIRECTION
- BUILDING SETBACK LINE
- WATER SERVICE (PROPOSED)
- SANITARY LATERAL (PROPOSED)
- 6' PUBLIC UTILITY BELOW GRADE EASEMENT
- PUBLIC UTILITY EASEMENT
- STREET LIGHT

TRANSECT ZONE: T4
 LOT SQUARE FOOTAGE: 5,684 SQ. FT.
 BLDG. ENV. WIDTH AT PRIMARY SETBACK: 53.70'



\\BSE1921\Final Plat\2023\BSE1921FP-FOURTHv20 Sales.dwg

LOT 360
 FOURTH ADDITION TO TERRAVESSA
 FITCHBURG LANDS, LLC

DATE 5/8/2024	PROJECT NO. BSE1921-4A
SCALE 1"=40'	
IF THIS BAR DOES NOT MEASURE 1" THEN DRAWING IS NOT TO SCALE	

Burse
 surveying & engineering

2801 International Lane, Suite 101
 Madison, WI 53704 G08.250.9263
 Fax: 608.250.9266
 email: mburse@bse-inc.net
 www.bursesurveyengr.com



LEGEND

- SURFACE DRAINAGE SWALE DIRECTION
- BUILDING SETBACK LINE
- WATER SERVICE (PROPOSED)
- SANITARY LATERAL (PROPOSED)
- 6' PUBLIC UTILITY BELOW GRADE EASEMENT
- PUBLIC UTILITY EASEMENT
- STREET LIGHT

TYPICAL PUBLIC UTILITY EASEMENT

PUBLIC UTILITY EASEMENT (TYP.) (FOR PEDESTALS)

Lot

6'

3'

6'

Private Alley

TRANSECT ZONE: T4
 LOT SQUARE FOOTAGE: 4,538 SQ. FT.
 BLDG. ENV. WIDTH AT PRIMARY SETBACK: 54.12'


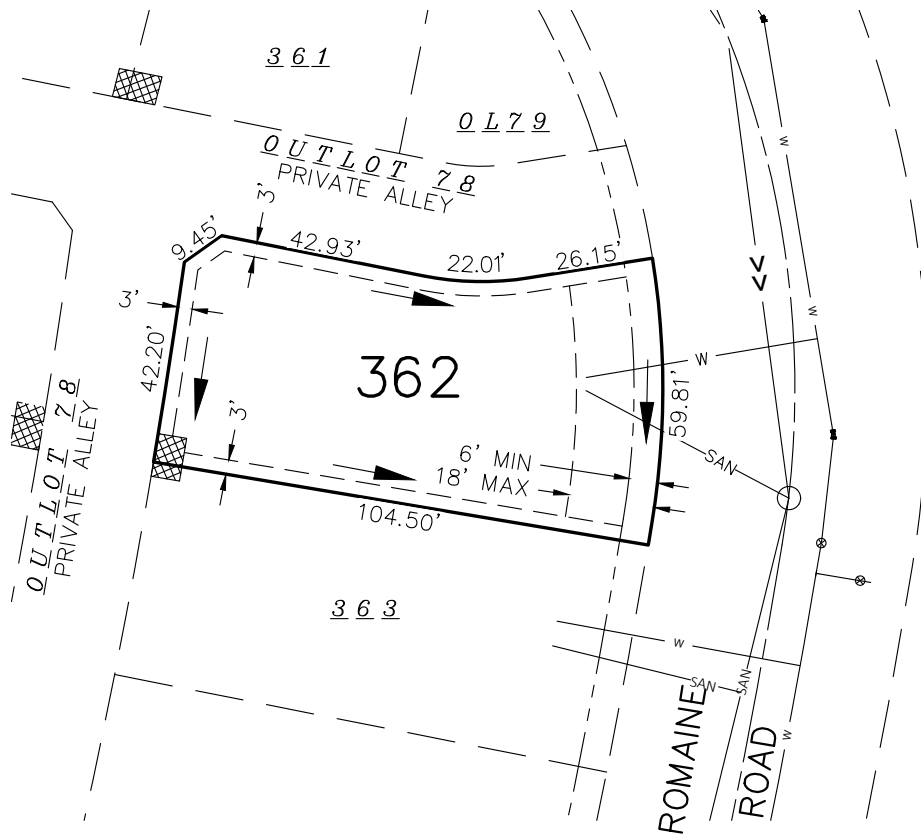
\\BSE1921\Final Plat\2023\BSE1921FP-FOURTHv20 Sales.dwg

LOT 361
 FOURTH ADDITION TO TERRAVESSA
 FITCHBURG LANDS, LLC

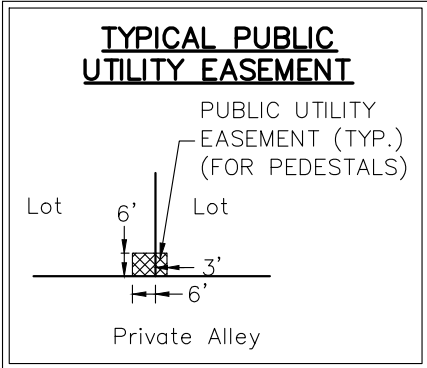
DATE 5/8/2024	PROJECT NO. BSE1921-4A
SCALE 1"=40'	
IF THIS BAR DOES NOT MEASURE 1" THEN DRAWING IS NOT TO SCALE	

Burse
 surveying & engineering ^{LLC}

2801 International Lane, Suite 101
 Madison, WI 53704 G08.250.9263
 Fax: 608.250.9266
 email: mburse@bse-inc.net
 www.bursesurveyengr.com



LEGEND	
	SURFACE DRAINAGE SWALE DIRECTION
	BUILDING SETBACK LINE
	WATER SERVICE (PROPOSED)
	SANITARY LATERAL (PROPOSED)
	6' PUBLIC UTILITY BELOW GRADE EASEMENT
	PUBLIC UTILITY EASEMENT
	STREET LIGHT



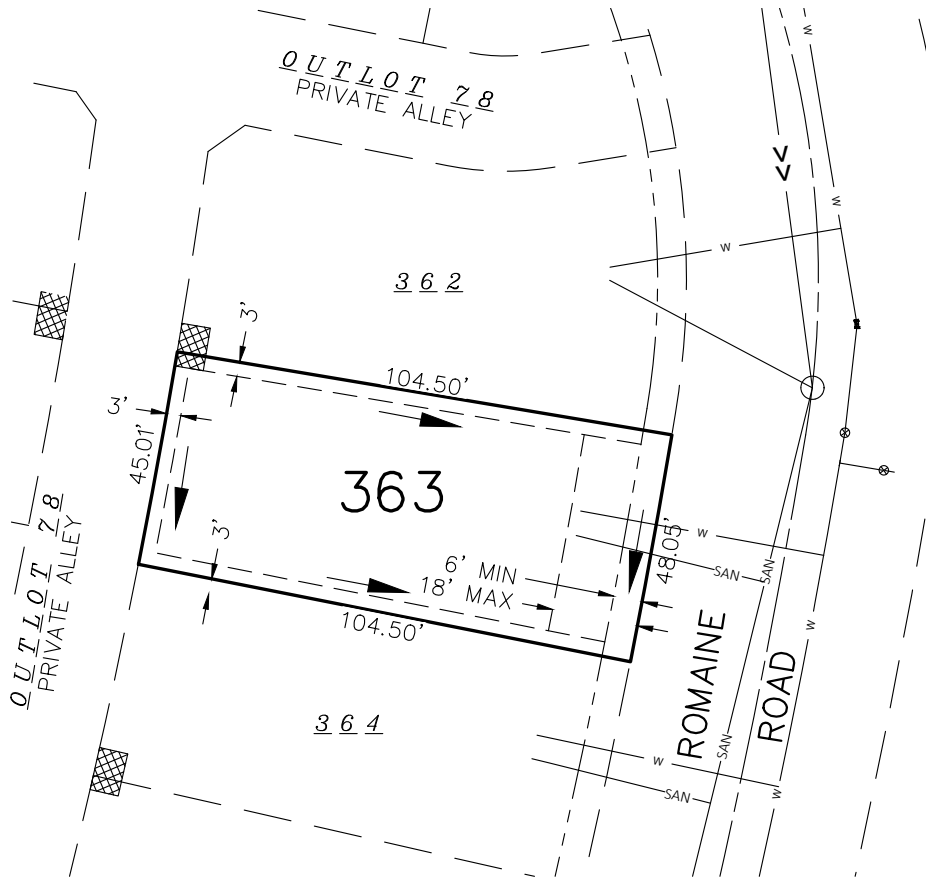
TRANSECT ZONE: T4
 LOT SQUARE FOOTAGE: 5,139 SQ. FT.
 BLDG. ENV. WIDTH AT PRIMARY SETBACK: 51.94'

\\BSE1921\Final Plat\2023\BSE1921FP-FOURTHv20 Sales.dwg

LOT 362
 FOURTH ADDITION TO TERRAVESSA
 FITCHBURG LANDS, LLC

DATE 5/8/2024	PROJECT NO. BSE1921-4A
SCALE 1"=40'	
IF THIS BAR DOES NOT MEASURE 1" THEN DRAWING IS NOT TO SCALE	

Burse
 surveying & engineering ^{LLC}
 2801 International Lane, Suite 101
 Madison, WI 53704 G08.250.9263
 Fax: G08.250.9266
 email: mburse@bse-inc.net
 www.bursesurveyengr.com



LEGEND

- SURFACE DRAINAGE SWALE DIRECTION
- BUILDING SETBACK LINE
- WATER SERVICE (PROPOSED)
- SANITARY LATERAL (PROPOSED)
- 6' PUBLIC UTILITY BELOW GRADE EASEMENT
- PUBLIC UTILITY EASEMENT
- STREET LIGHT

TYPICAL PUBLIC UTILITY EASEMENT

PUBLIC UTILITY EASEMENT (TYP.) (FOR PEDESTALS)

Lot 6' Lot 3' 6' Private Alley

TRANSECT ZONE: T4
 LOT SQUARE FOOTAGE: 4,862 SQ. FT.
 BLDG. ENV. WIDTH AT PRIMARY SETBACK: 41.88'


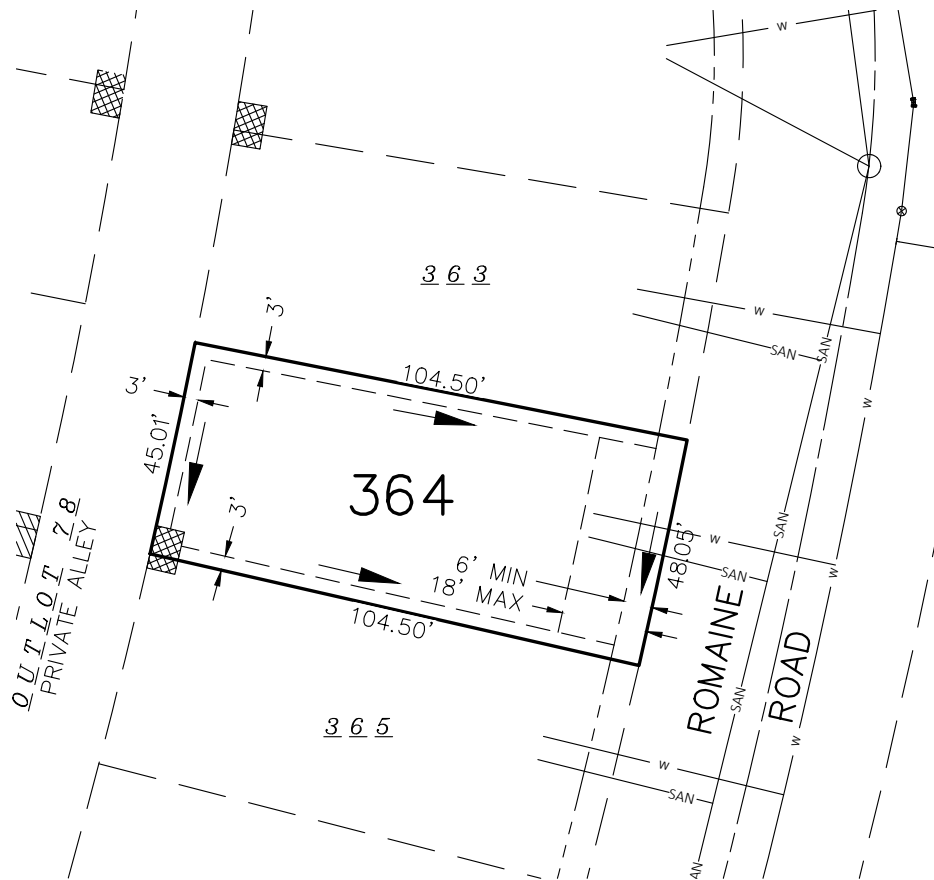
\\BSE1921\Final Plat\2023\BSE1921FP-FOURTHv20 Sales.dwg

LOT 363
 FOURTH ADDITION TO TERRAVESSA
 FITCHBURG LANDS, LLC

DATE 5/8/2024	PROJECT NO. BSE1921-4A
SCALE 1"=40'	
IF THIS BAR DOES NOT MEASURE 1" THEN DRAWING IS NOT TO SCALE	

Burse
 surveying & engineering ^{LLC}

2801 International Lane, Suite 101
 Madison, WI 53704 G08.250.9263
 Fax: G08.250.9266
 email: mburse@bse-inc.net
 www.bursesurveyengr.com



LEGEND

- SURFACE DRAINAGE SWALE DIRECTION
- BUILDING SETBACK LINE
- WATER SERVICE (PROPOSED)
- SANITARY LATERAL (PROPOSED)
- 6' PUBLIC UTILITY BELOW GRADE EASEMENT
- PUBLIC UTILITY EASEMENT
- STREET LIGHT

TYPICAL PUBLIC UTILITY EASEMENT

PUBLIC UTILITY EASEMENT (TYP.) (FOR PEDESTALS)

Lot 6' Lot

Private Alley 3'

TRANSECT ZONE: T4
 LOT SQUARE FOOTAGE: 4,862 SQ. FT.
 BLDG. ENV. WIDTH AT PRIMARY SETBACK: 41.88'

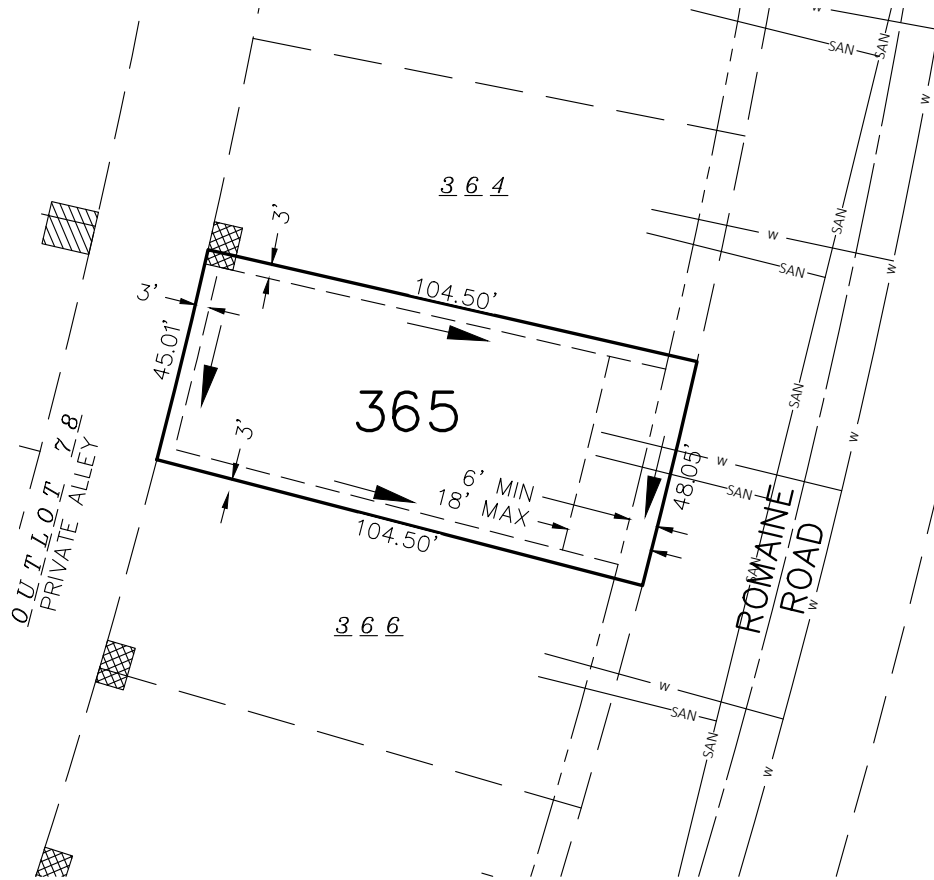
\\BSE1921\Final Plat\2023\BSE1921FP-FOURTHv20 Sales.dwg

LOT 364
 FOURTH ADDITION TO TERRAVESSA
 FITCHBURG LANDS, LLC

DATE 5/8/2024	PROJECT NO. BSE1921-4A
SCALE 1"=40'	
IF THIS BAR DOES NOT MEASURE 1" THEN DRAWING IS NOT TO SCALE	

Burse
 surveying & engineering ^{LLC}

2801 International Lane, Suite 101
 Madison, WI 53704 G08.250.9263
 Fax: 608.250.9266
 email: mburse@bse-inc.net
 www.bursesurveyengr.com



LEGEND

- SURFACE DRAINAGE SWALE DIRECTION
- BUILDING SETBACK LINE
- WATER SERVICE (PROPOSED)
- SANITARY LATERAL (PROPOSED)
- 6' PUBLIC UTILITY BELOW GRADE EASEMENT
- PUBLIC UTILITY EASEMENT
- STREET LIGHT

TYPICAL PUBLIC UTILITY EASEMENT

PUBLIC UTILITY EASEMENT (TYP.) (FOR PEDESTALS)

Private Alley

TRANSECT ZONE: T4
 LOT SQUARE FOOTAGE: 4,862 SQ. FT.
 BLDG. ENV. WIDTH AT PRIMARY SETBACK: 41.88'

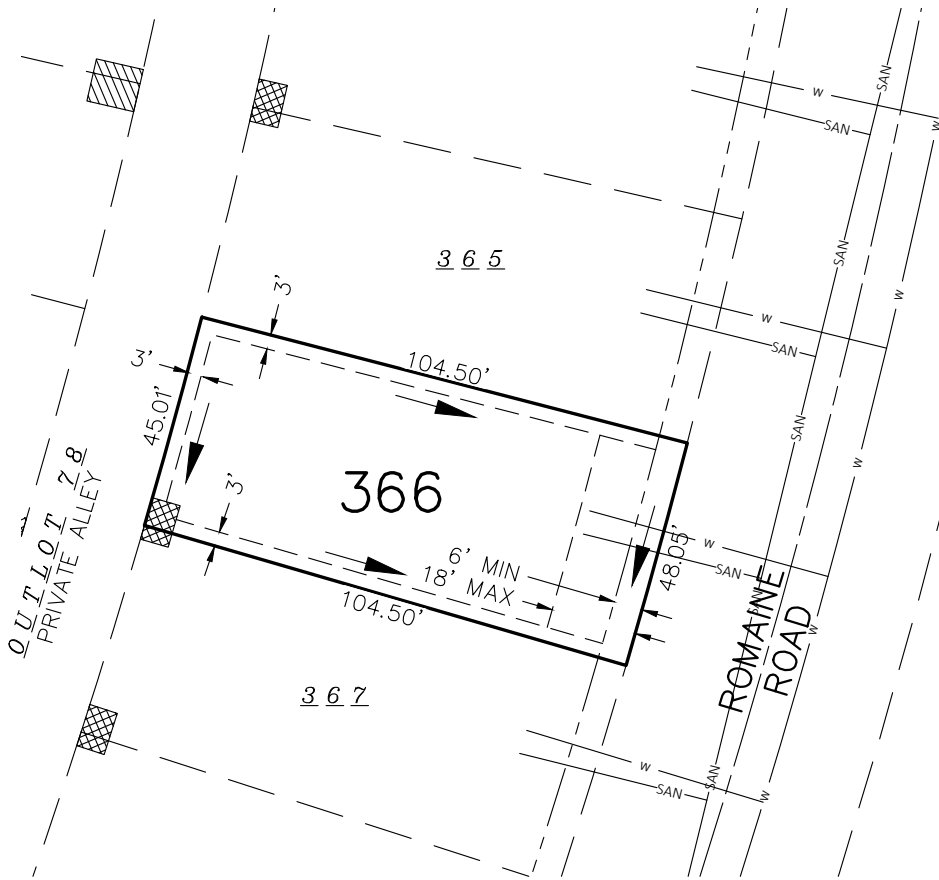
\\BSE1921\Final Plat\2023\BSE1921FP-FOURTHv20 Sales.dwg

LOT 365
 FOURTH ADDITION TO TERRAVESSA
 FITCHBURG LANDS, LLC

DATE 5/8/2024	PROJECT NO. BSE1921-4A
SCALE 1"=40'	
IF THIS BAR DOES NOT MEASURE 1" THEN DRAWING IS NOT TO SCALE	

Burse
 surveying & engineering ^{LLC}

2801 International Lane, Suite 101
 Madison, WI 53704 G08.250.9263
 Fax: G08.250.9266
 email: mburse@bse-inc.net
 www.bursesurveyengr.com



LEGEND

- SURFACE DRAINAGE SWALE DIRECTION
- BUILDING SETBACK LINE
- WATER SERVICE (PROPOSED)
- SANITARY LATERAL (PROPOSED)
- 6' PUBLIC UTILITY BELOW GRADE EASEMENT
- PUBLIC UTILITY EASEMENT
- STREET LIGHT

TYPICAL PUBLIC UTILITY EASEMENT

PUBLIC UTILITY EASEMENT (TYP.) (FOR PEDESTALS)

Private Alley

TRANSECT ZONE: T4
 LOT SQUARE FOOTAGE: 4,862 SQ. FT.
 BLDG. ENV. WIDTH AT PRIMARY SETBACK: 41.88'

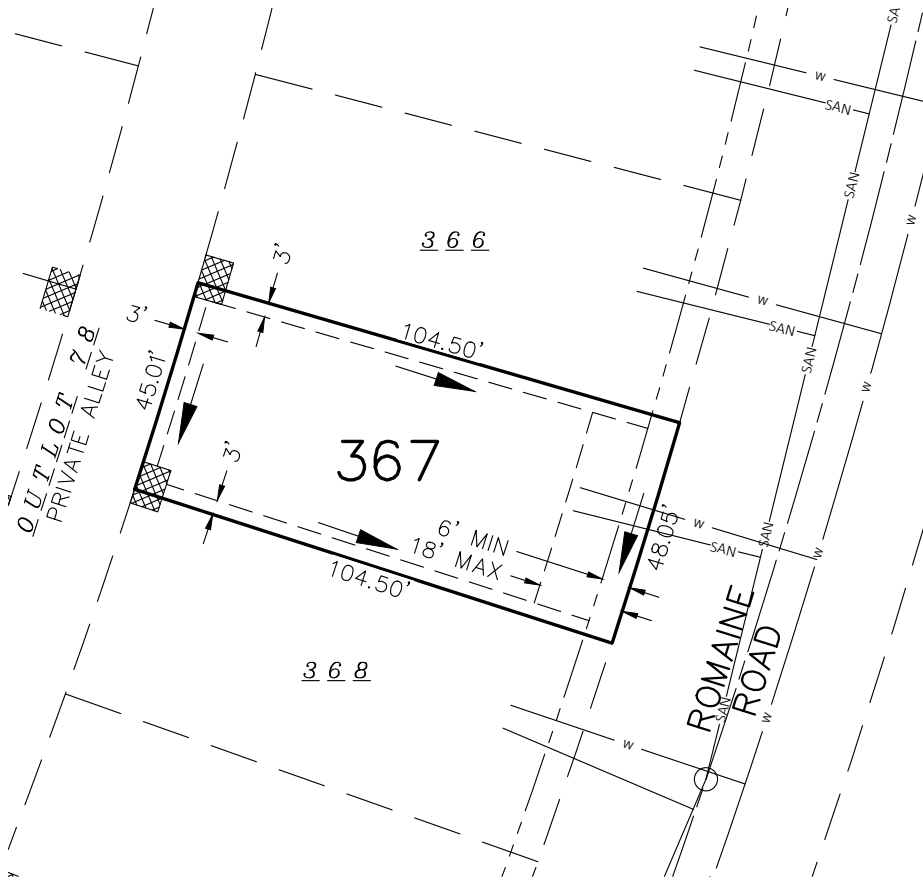
\\BSE1921\Final Plat\2023\BSE1921FP-FOURTHv20 Sales.dwg

LOT 366
 FOURTH ADDITION TO TERRAVESSA
 FITCHBURG LANDS, LLC

DATE 5/8/2024	PROJECT NO. BSE1921-4A
SCALE 1"=40'	
IF THIS BAR DOES NOT MEASURE 1" THEN DRAWING IS NOT TO SCALE	

Burse
 surveying & engineering ^{LLC}

2801 International Lane, Suite 101
 Madison, WI 53704 G08.250.9263
 Fax: G08.250.9266
 email: mburse@bse-inc.net
 www.bursesurveyengr.com



LEGEND

- SURFACE DRAINAGE SWALE DIRECTION
- BUILDING SETBACK LINE
- WATER SERVICE (PROPOSED)
- SANITARY LATERAL (PROPOSED)
- 6' PUBLIC UTILITY BELOW GRADE EASEMENT
- PUBLIC UTILITY EASEMENT
- STREET LIGHT

TYPICAL PUBLIC UTILITY EASEMENT

PUBLIC UTILITY EASEMENT (TYP.) (FOR PEDESTALS)

Lot

Private Alley

TRANSECT ZONE: T4
 LOT SQUARE FOOTAGE: 4,862 SQ. FT.
 BLDG. ENV. WIDTH AT PRIMARY SETBACK: 41.88'

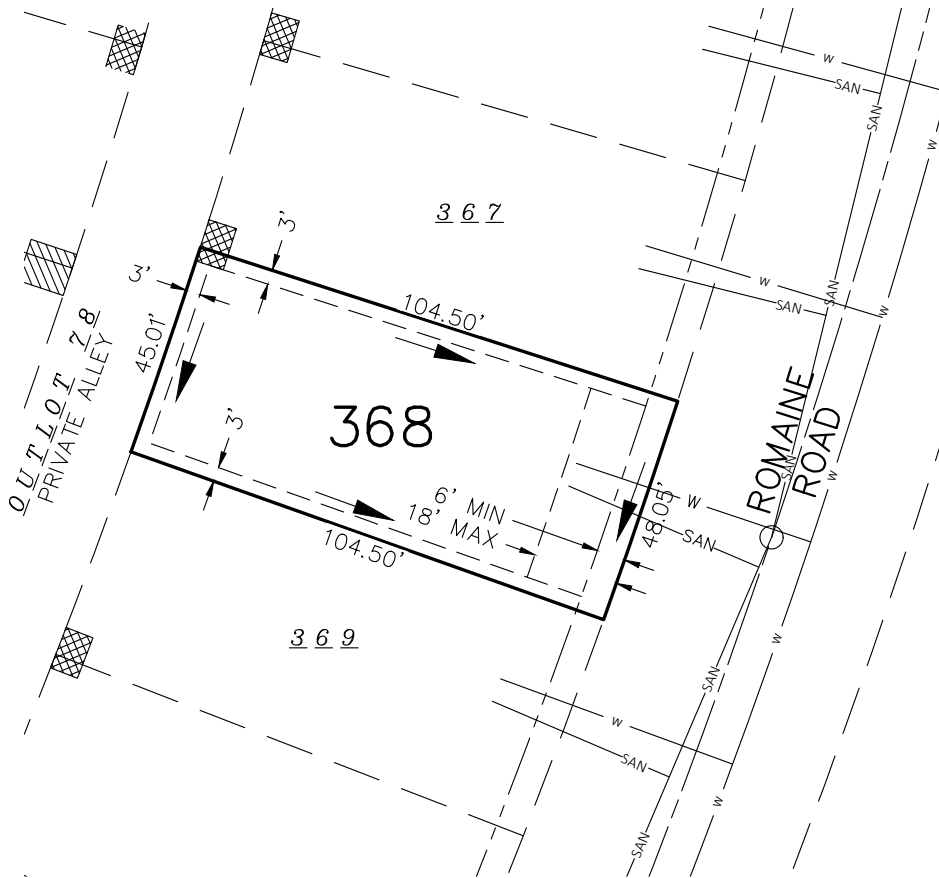
\\BSE1921\Final Plat\2023\BSE1921FP-FOURTHv20 Sales.dwg

LOT 367
 FOURTH ADDITION TO TERRAVESSA
 FITCHBURG LANDS, LLC

DATE 5/8/2024	PROJECT NO. BSE1921-4A
SCALE 1"=40'	
IF THIS BAR DOES NOT MEASURE 1" THEN DRAWING IS NOT TO SCALE	

Burse
 surveying & engineering ^{LLC}

2801 International Lane, Suite 101
 Madison, WI 53704 G08.250.9263
 Fax: G08.250.9266
 email: mburse@bse-inc.net
 www.bursesurveyengr.com



LEGEND

- SURFACE DRAINAGE SWALE DIRECTION
- BUILDING SETBACK LINE
- WATER SERVICE (PROPOSED)
- SANITARY LATERAL (PROPOSED)
- 6' PUBLIC UTILITY BELOW GRADE EASEMENT
- PUBLIC UTILITY EASEMENT
- STREET LIGHT

TYPICAL PUBLIC UTILITY EASEMENT

PUBLIC UTILITY EASEMENT (TYP.) (FOR PEDESTALS)

Lot

6'

3'

6'

Private Alley

TRANSECT ZONE: T4
 LOT SQUARE FOOTAGE: 4,862 SQ. FT.
 BLDG. ENV. WIDTH AT PRIMARY SETBACK: 41.88'

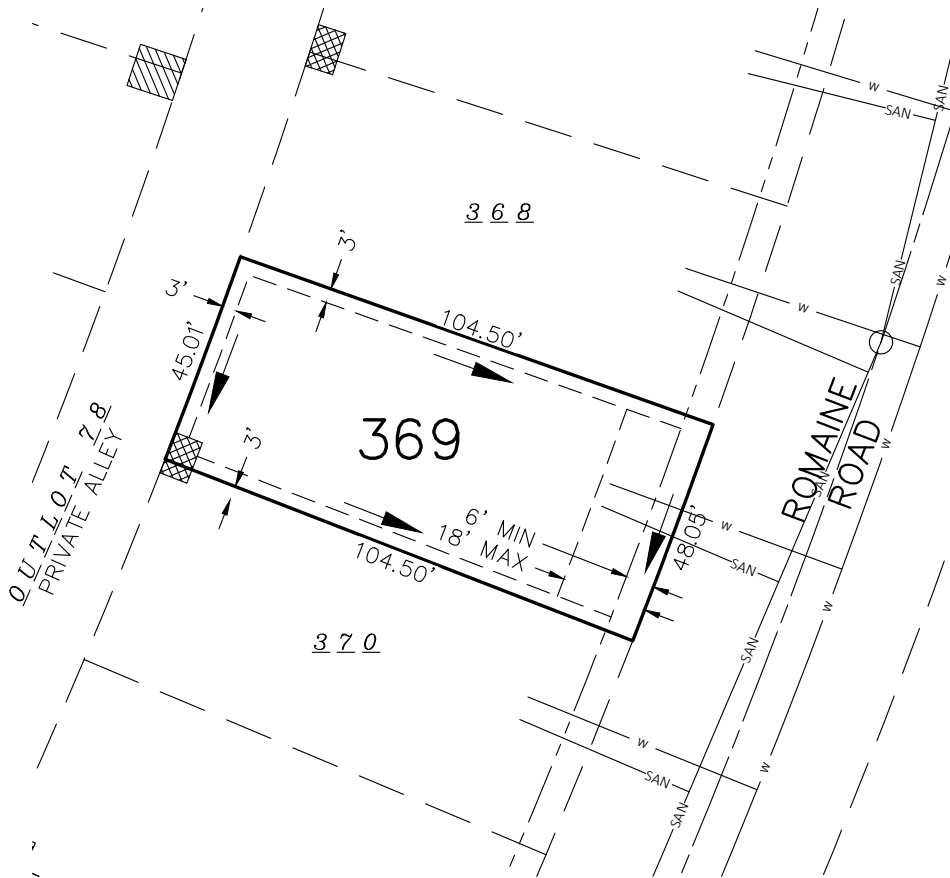
\\BSE1921\Final Plat\2023\BSE1921FP-FOURTHv20 Sales.dwg

LOT 368
 FOURTH ADDITION TO TERRAVESSA
 FITCHBURG LANDS, LLC

DATE 5/8/2024	PROJECT NO. BSE1921-4A
SCALE 1"=40'	
IF THIS BAR DOES NOT MEASURE 1" THEN DRAWING IS NOT TO SCALE	

Burse
 surveying & engineering ^{LLC}

2801 International Lane, Suite 101
 Madison, WI 53704 G08.250.9263
 Fax: 608.250.9266
 email: mburse@bse-inc.net
 www.bursesurveyengr.com



LEGEND

- SURFACE DRAINAGE SWALE DIRECTION
- BUILDING SETBACK LINE
- WATER SERVICE (PROPOSED)
- SANITARY LATERAL (PROPOSED)
- 6' PUBLIC UTILITY BELOW GRADE EASEMENT
- PUBLIC UTILITY EASEMENT
- STREET LIGHT

TYPICAL PUBLIC UTILITY EASEMENT

PUBLIC UTILITY EASEMENT (TYP.) (FOR PEDESTALS)

Lot 6' Lot

Private Alley 3' 6'

TRANSECT ZONE: T4
 LOT SQUARE FOOTAGE: 4,862 SQ. FT.
 BLDG. ENV. WIDTH AT PRIMARY SETBACK: 41.88'

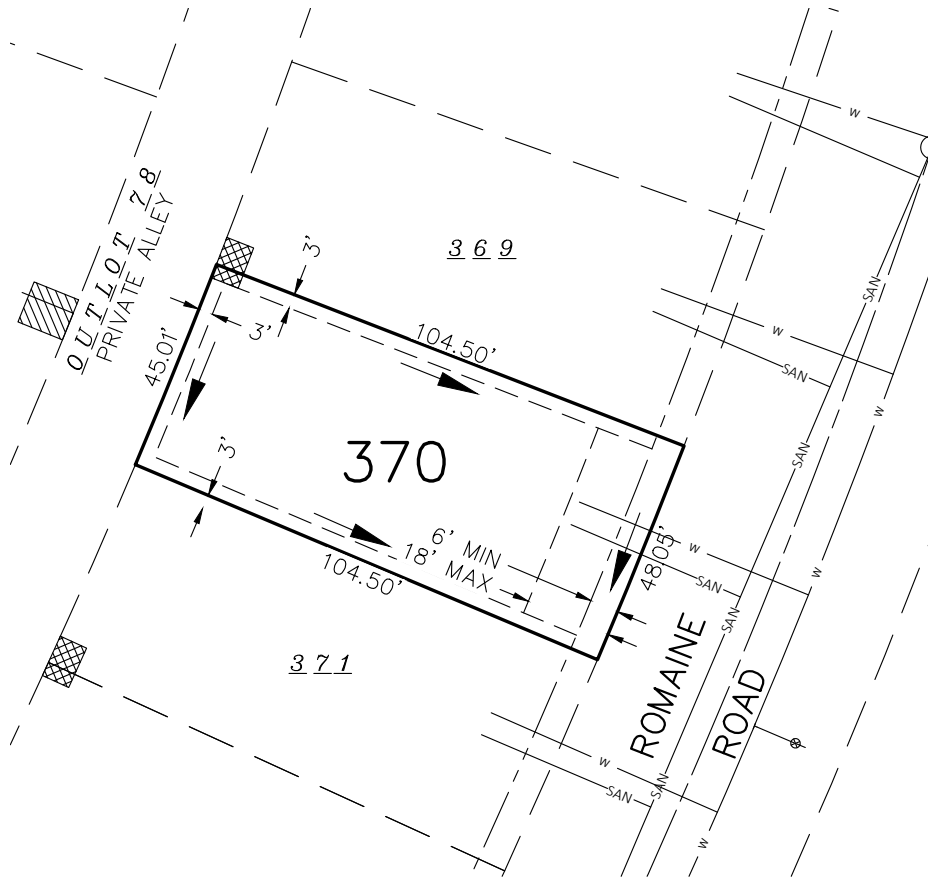
\\BSE1921\Final Plat\2023\BSE1921FP-FOURTHv20 Sales.dwg

LOT 369
 FOURTH ADDITION TO TERRAVESSA
 FITCHBURG LANDS, LLC

DATE 5/8/2024	PROJECT NO. BSE1921-4A
SCALE 1"=40'	
IF THIS BAR DOES NOT MEASURE 1" THEN DRAWING IS NOT TO SCALE	

Burse
 surveying & engineering ^{LLC}

2801 International Lane, Suite 101
 Madison, WI 53704 G08.250.9263
 Fax: G08.250.9266
 email: mburse@bse-inc.net
 www.bursesurveyengr.com



LEGEND

- SURFACE DRAINAGE SWALE DIRECTION
- BUILDING SETBACK LINE
- WATER SERVICE (PROPOSED)
- SANITARY LATERAL (PROPOSED)
- 6' PUBLIC UTILITY BELOW GRADE EASEMENT
- PUBLIC UTILITY EASEMENT
- STREET LIGHT

TYPICAL PUBLIC UTILITY EASEMENT

PUBLIC UTILITY EASEMENT (TYP.) (FOR PEDESTALS)

Lot 6' Lot 3' Private Alley

TRANSECT ZONE: T4
 LOT SQUARE FOOTAGE: 4,862 SQ. FT.
 BLDG. ENV. WIDTH AT PRIMARY SETBACK: 41.88'

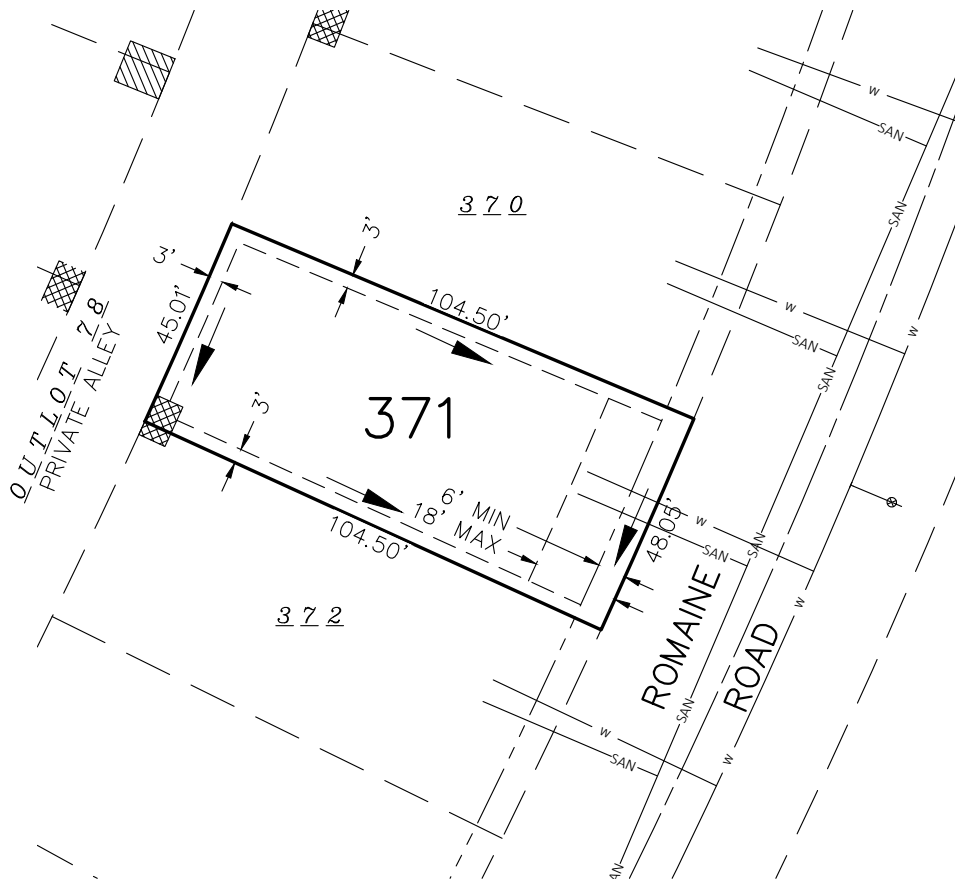
\\BSE1921\Final Plat\2023\BSE1921FP-FOURTHv20 Sales.dwg

LOT 370
 FOURTH ADDITION TO TERRAVESSA
 FITCHBURG LANDS, LLC

DATE 5/8/2024	PROJECT NO. BSE1921-4A
SCALE 1"=40'	
IF THIS BAR DOES NOT MEASURE 1" THEN DRAWING IS NOT TO SCALE	

Burse
 surveying & engineering ^{LLC}

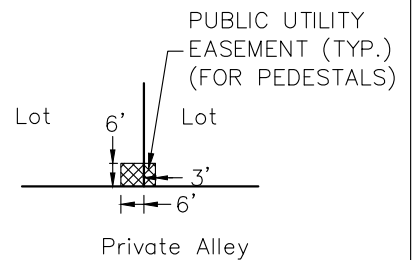
2801 International Lane, Suite 101
 Madison, WI 53704 G08.250.9263
 Fax: G08.250.9266
 email: mburse@bse-inc.net
 www.bursesurveyengr.com



LEGEND

- SURFACE DRAINAGE SWALE DIRECTION
- BUILDING SETBACK LINE
- WATER SERVICE (PROPOSED)
- SANITARY LATERAL (PROPOSED)
- 6' PUBLIC UTILITY BELOW GRADE EASEMENT
- PUBLIC UTILITY EASEMENT
- STREET LIGHT

TYPICAL PUBLIC UTILITY EASEMENT



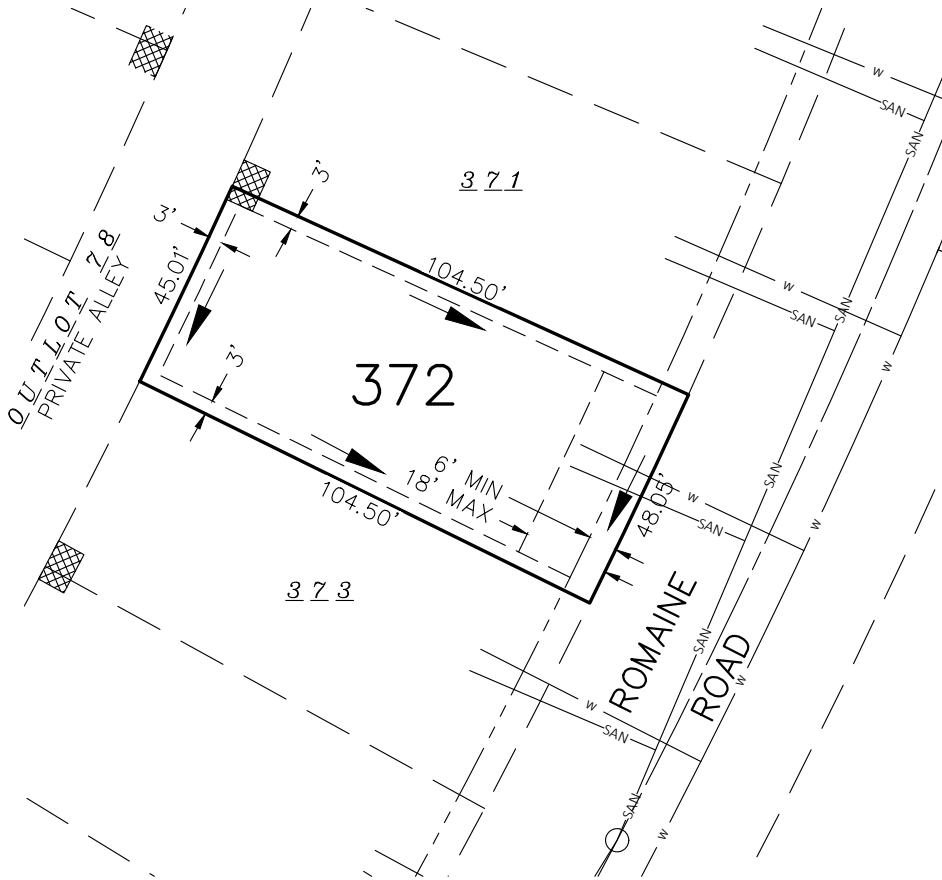
TRANSECT ZONE: T4
 LOT SQUARE FOOTAGE: 4,862 SQ. FT.
 BLDG. ENV. WIDTH AT PRIMARY SETBACK: 41.88'

\\BSE1921\Final Plat\2023\BSE1921FP-FOURTHv20 Sales.dwg

LOT 371
 FOURTH ADDITION TO TERRAVESSA
 FITCHBURG LANDS, LLC

DATE 5/8/2024	PROJECT NO. BSE1921-4A
SCALE 1"=40'	
IF THIS BAR DOES NOT MEASURE 1" THEN DRAWING IS NOT TO SCALE	

Burse
 surveying & engineering ^{LLC}
 2801 International Lane, Suite 101
 Madison, WI 53704 G08.250.9263
 Fax: 608.250.9266
 email: mburse@bse-inc.net
 www.bursesurveyengr.com



LEGEND

- SURFACE DRAINAGE SWALE DIRECTION
- BUILDING SETBACK LINE
- WATER SERVICE (PROPOSED)
- SANITARY LATERAL (PROPOSED)
- 6' PUBLIC UTILITY BELOW GRADE EASEMENT
- PUBLIC UTILITY EASEMENT
- STREET LIGHT

TYPICAL PUBLIC UTILITY EASEMENT

PUBLIC UTILITY EASEMENT (TYP.) (FOR PEDESTALS)

Lot 6' Lot 3' Private Alley

TRANSECT ZONE: T4
 LOT SQUARE FOOTAGE: 4,862 SQ. FT.
 BLDG. ENV. WIDTH AT PRIMARY SETBACK: 41.88'

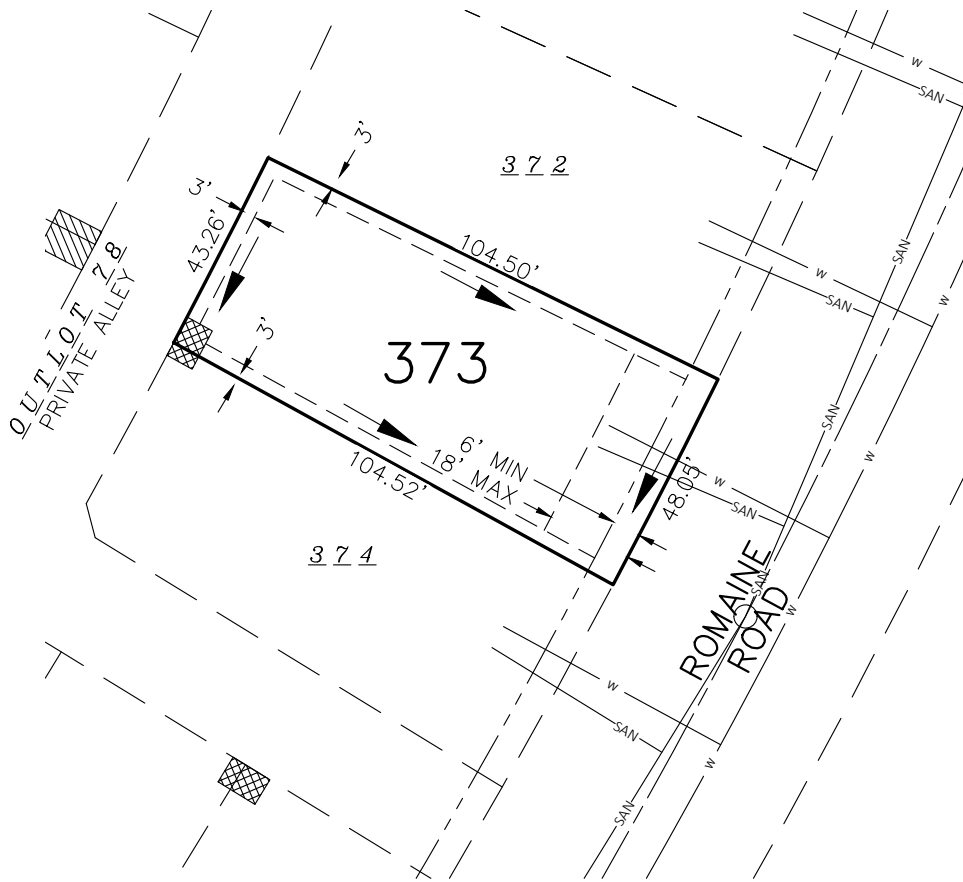
\\BSE1921\Final Plat\2023\BSE1921FP-FOURTHv20 Sales.dwg

LOT 372
 FOURTH ADDITION TO TERRAVESSA
 FITCHBURG LANDS, LLC

DATE 5/8/2024	PROJECT NO. BSE1921-4A
SCALE 1"=40'	
IF THIS BAR DOES NOT MEASURE 1" THEN DRAWING IS NOT TO SCALE	

Burse
 surveying & engineering ^{LLC}

2801 International Lane, Suite 101
 Madison, WI 53704 G08.250.9263
 Fax: G08.250.9266
 email: mburse@bse-inc.net
 www.bursesurveyengr.com



LEGEND

- SURFACE DRAINAGE SWALE DIRECTION
- BUILDING SETBACK LINE
- WATER SERVICE (PROPOSED)
- SANITARY LATERAL (PROPOSED)
- 6' PUBLIC UTILITY BELOW GRADE EASEMENT
- PUBLIC UTILITY EASEMENT
- STREET LIGHT

TYPICAL PUBLIC UTILITY EASEMENT

PUBLIC UTILITY EASEMENT (TYP.) (FOR PEDESTALS)

Lot 6' Lot 3' Private Alley 6'

TRANSECT ZONE: T4
 LOT SQUARE FOOTAGE: 4,771 SQ. FT.
 BLDG. ENV. WIDTH AT PRIMARY SETBACK: 41.78'

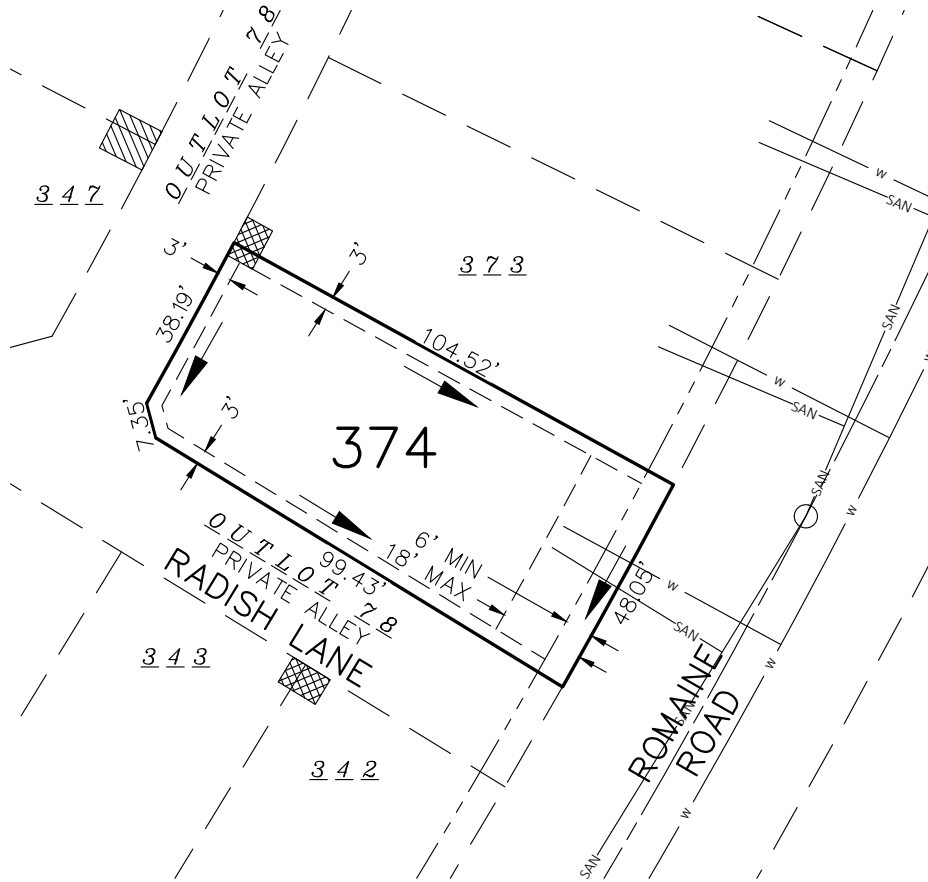
\\BSE1921\Final Plat\2023\BSE1921FP-FOURTHv20 Sales.dwg

LOT 373
 FOURTH ADDITION TO TERRAVESSA
 FITCHBURG LANDS, LLC

DATE 5/8/2024	PROJECT NO. BSE1921-4A
SCALE 1"=40'	
IF THIS BAR DOES NOT MEASURE 1" THEN DRAWING IS NOT TO SCALE	

Burse
 surveying & engineering ^{LLC}

2801 International Lane, Suite 101
 Madison, WI 53704 608.250.9263
 Fax: 608.250.9266
 email: mburse@bse-inc.net
 www.bursesurveyengr.com



LEGEND

- SURFACE DRAINAGE SWALE DIRECTION
- BUILDING SETBACK LINE
- WATER SERVICE (PROPOSED)
- SANITARY LATERAL (PROPOSED)
- 6' PUBLIC UTILITY BELOW GRADE EASEMENT
- PUBLIC UTILITY EASEMENT
- STREET LIGHT

TYPICAL PUBLIC UTILITY EASEMENT

PUBLIC UTILITY EASEMENT (TYP.) (FOR PEDESTALS)

TRANSECT ZONE: T4
 LOT SQUARE FOOTAGE: 4,758 SQ. FT.
 BLDG. ENV. WIDTH AT PRIMARY SETBACK: 41.77'

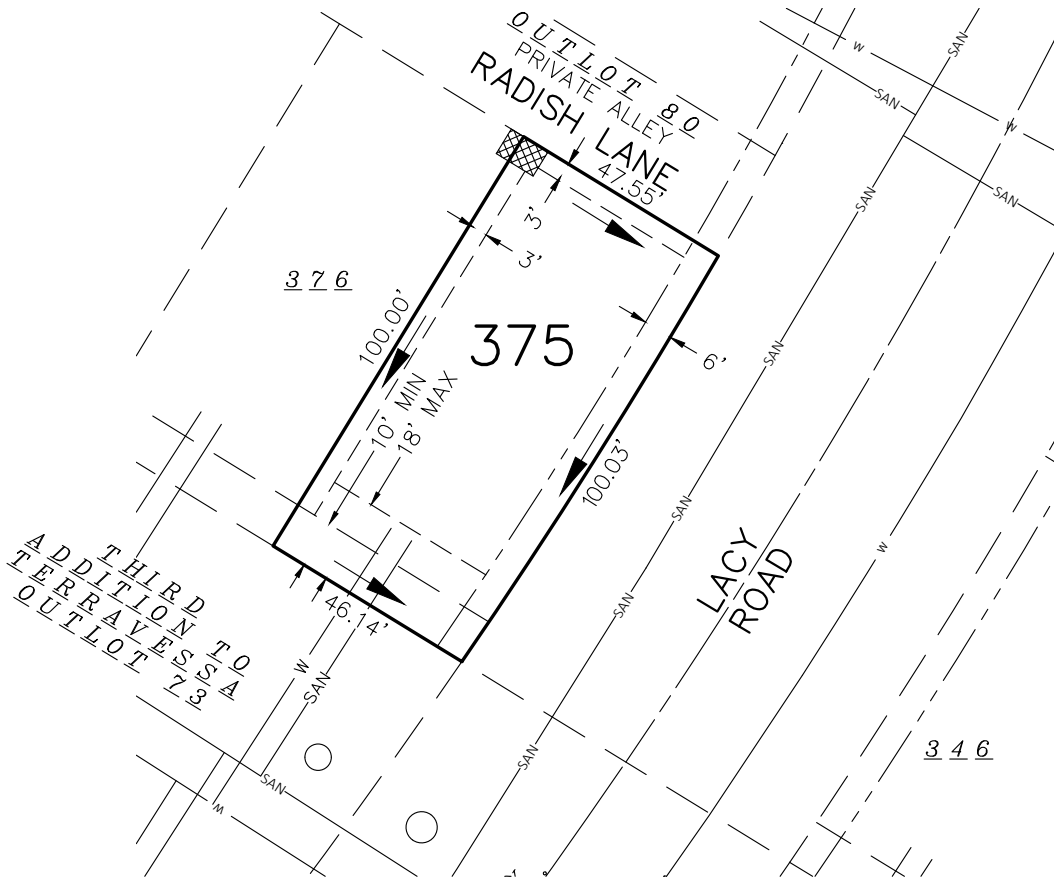
\\BSE1921\Final Plat\2023\BSE1921FP-FOURTHv20 Sales.dwg

LOT 374
 FOURTH ADDITION TO TERRAVESSA
 FITCHBURG LANDS, LLC

DATE 5/8/2024	PROJECT NO. BSE1921-4A
SCALE 1"=40'	
IF THIS BAR DOES NOT MEASURE 1" THEN DRAWING IS NOT TO SCALE	

Burse
 surveying & engineering ^{LLC}

2801 International Lane, Suite 101
 Madison, WI 53704 G08.250.9263
 Fax: G08.250.9266
 email: mburse@bse-inc.net
 www.bursesurveyengr.com



LEGEND

- SURFACE DRAINAGE SWALE DIRECTION
- BUILDING SETBACK LINE
- WATER SERVICE (PROPOSED)
- SANITARY LATERAL (PROPOSED)
- 6' PUBLIC UTILITY BELOW GRADE EASEMENT
- PUBLIC UTILITY EASEMENT
- STREET LIGHT

TYPICAL PUBLIC UTILITY EASEMENT

PUBLIC UTILITY EASEMENT (TYP.) (FOR PEDESTALS)

Lot 6' Lot

Private Alley

TRANSECT ZONE: T4
 LOT SQUARE FOOTAGE: 4,747 SQ. FT.
 BLDG. ENV. WIDTH AT PRIMARY SETBACK: 36.63'

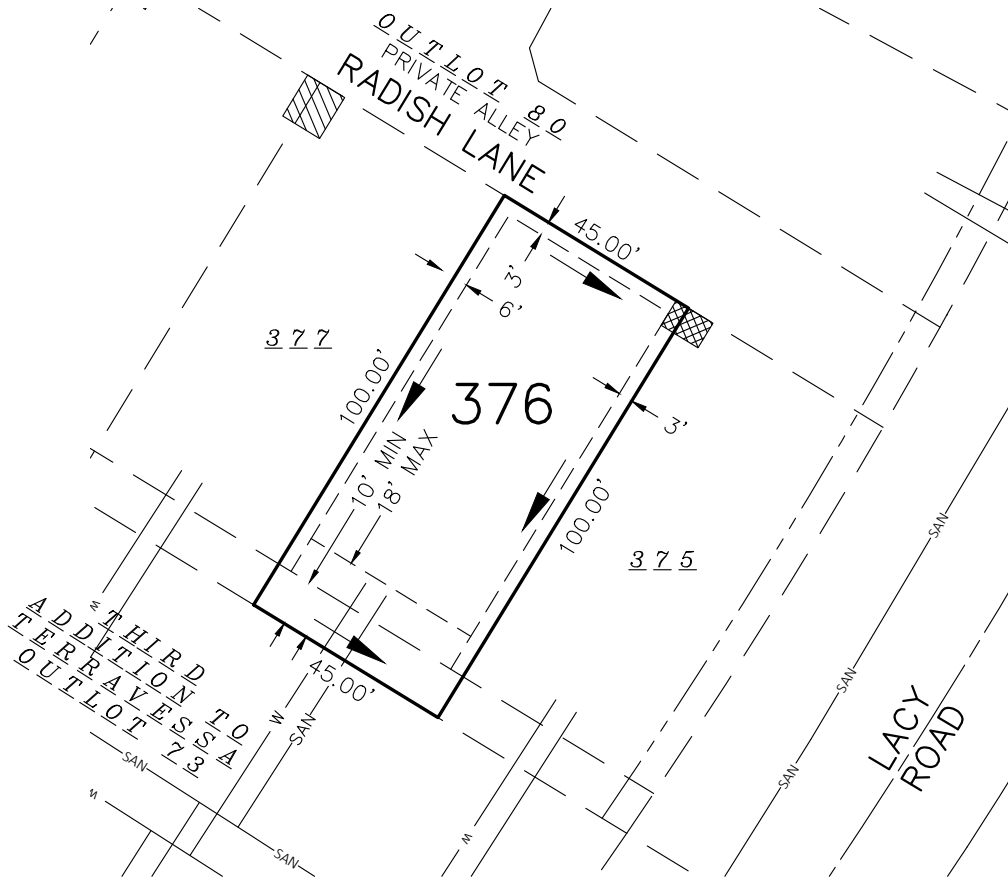
\\BSE1921\Final Plat\2023\BSE1921FP-FOURTHv20 Sales.dwg

LOT 375
 FOURTH ADDITION TO TERRAVESSA
 FITCHBURG LANDS, LLC

DATE 5/8/2024	PROJECT NO. BSE1921-4A
SCALE 1"=40'	
IF THIS BAR DOES NOT MEASURE 1" THEN DRAWING IS NOT TO SCALE	

Burse
 surveying & engineering ^{LLC}

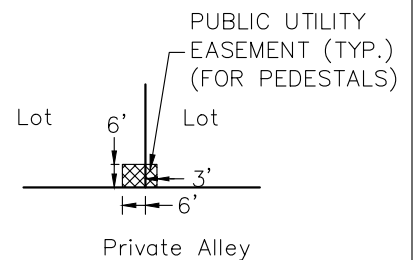
2801 International Lane, Suite 101
 Madison, WI 53704 608.250.9263
 Fax: 608.250.9266
 email: mburse@bse-inc.net
 www.bursesurveyengr.com



LEGEND

- SURFACE DRAINAGE SWALE DIRECTION
- BUILDING SETBACK LINE
- WATER SERVICE (PROPOSED)
- SANITARY LATERAL (PROPOSED)
- 6' PUBLIC UTILITY BELOW GRADE EASEMENT
- PUBLIC UTILITY EASEMENT
- STREET LIGHT

TYPICAL PUBLIC UTILITY EASEMENT



TRANSECT ZONE: T4
 LOT SQUARE FOOTAGE: 4,500 SQ. FT.
 BLDG. ENV. WIDTH AT PRIMARY SETBACK: 39.00'

\\BSE1921\Final Plat\2023\BSE1921FP-FOURTHv20 Sales.dwg

LOT 376
 FOURTH ADDITION TO TERRAVESSA
 FITCHBURG LANDS, LLC

DATE 5/8/2024	PROJECT NO. BSE1921-4A
SCALE 1"=40'	
IF THIS BAR DOES NOT MEASURE 1" THEN DRAWING IS NOT TO SCALE	

Burse
 surveying & engineering ^{LLC}
 2801 International Lane, Suite 101
 Madison, WI 53704 G08.250.9263
 Fax: G08.250.9266
 email: mburse@bse-inc.net
 www.bursesurveyengr.com



LEGEND

- SURFACE DRAINAGE SWALE DIRECTION
- BUILDING SETBACK LINE
- WATER SERVICE (PROPOSED)
- SANITARY LATERAL (PROPOSED)
- 6' PUBLIC UTILITY BELOW GRADE EASEMENT
- PUBLIC UTILITY EASEMENT
- STREET LIGHT

TYPICAL PUBLIC UTILITY EASEMENT

PUBLIC UTILITY EASEMENT (TYP.)
(FOR TRANSFORMERS AND PEDESTALS)

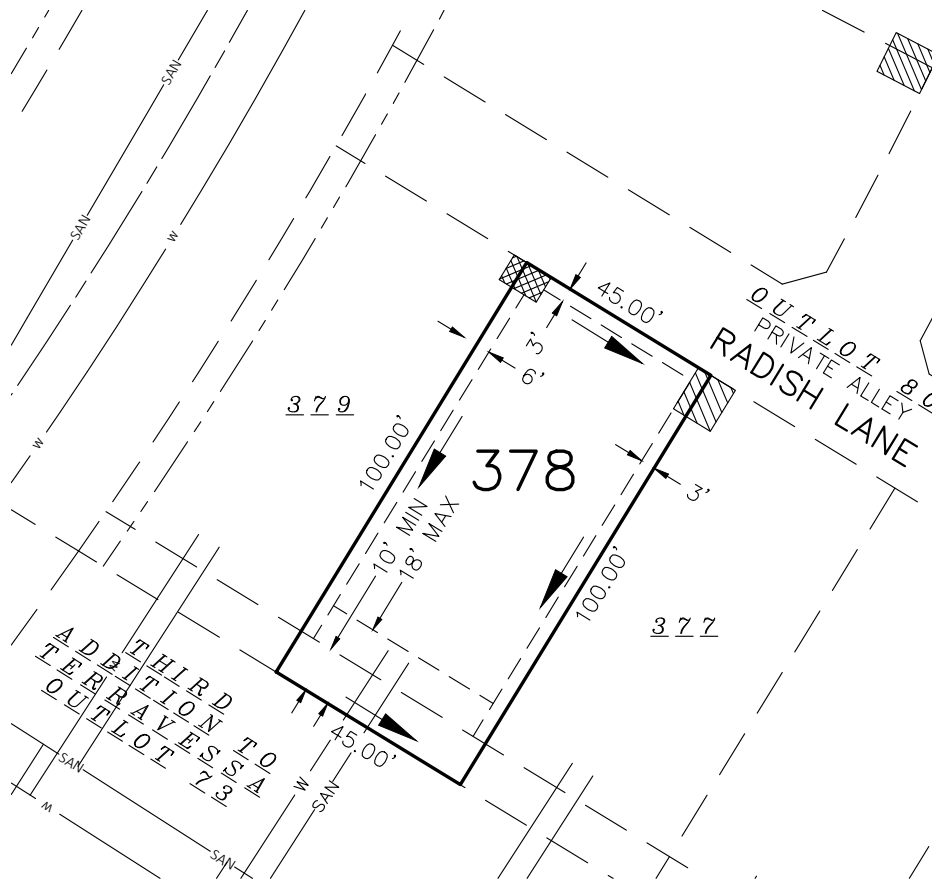
TRANSECT ZONE: T4
 LOT SQUARE FOOTAGE: 4,500 SQ. FT.
 BLDG. ENV. WIDTH AT PRIMARY SETBACK: 39.00'

\\BSE1921\Final Plat\2023\BSE1921FP-FOURTHv20 Sales.dwg

LOT 377
 FOURTH ADDITION TO TERRAVESSA
 FITCHBURG LANDS, LLC

DATE 5/8/2024	PROJECT NO. BSE1921-4A
SCALE 1"=40'	
IF THIS BAR DOES NOT MEASURE 1" THEN DRAWING IS NOT TO SCALE	

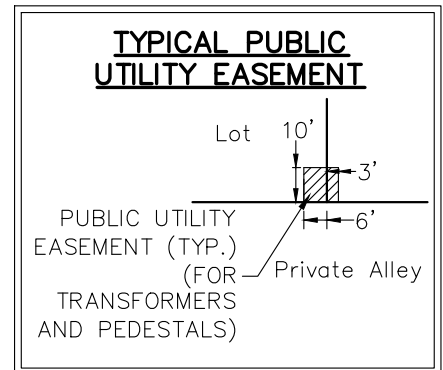
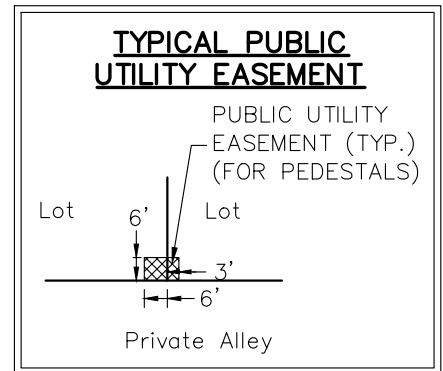
Burse
 surveying & engineering LLC
 2801 International Lane, Suite 101
 Madison, WI 53704 G08.250.9263
 Fax: 608.250.9266
 email: mburse@bse-inc.net
 www.bursesurveyengr.com



LEGEND

- SURFACE DRAINAGE SWALE DIRECTION
- BUILDING SETBACK LINE
- WATER SERVICE (PROPOSED)
- SANITARY LATERAL (PROPOSED)
- 6' PUBLIC UTILITY BELOW GRADE EASEMENT
- PUBLIC UTILITY EASEMENT
- STREET LIGHT

TRANSECT ZONE: T4
 LOT SQUARE FOOTAGE: 4,500 SQ. FT.
 BLDG. ENV. WIDTH AT PRIMARY SETBACK: 39.00'



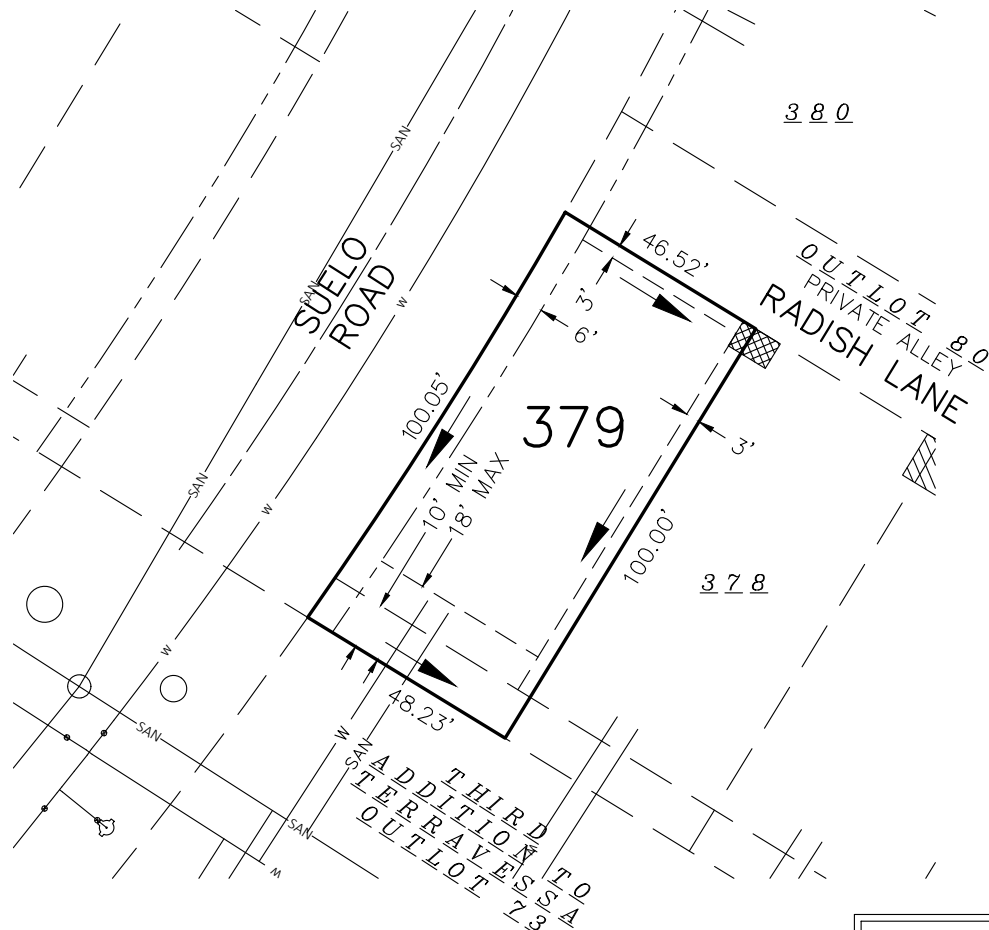
\\BSE1921\Final Plat\2023\BSE1921FP-FOURTHv20 Sales.dwg

LOT 378
 FOURTH ADDITION TO TERRAVESSA
 FITCHBURG LANDS, LLC

DATE 5/8/2024	PROJECT NO. BSE1921-4A
SCALE 1"=40'	
IF THIS BAR DOES NOT MEASURE 1" THEN DRAWING IS NOT TO SCALE	

Burse
 surveying & engineering

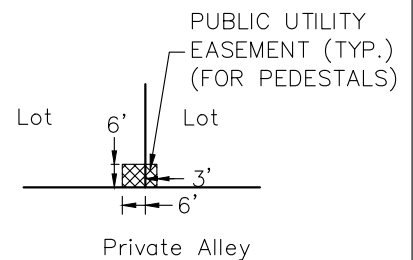
2801 International Lane, Suite 101
 Madison, WI 53704 G08.250.9263
 Fax: G08.250.9266
 email: mburse@bse-inc.net
 www.bursesurveyengr.com



LEGEND

- SURFACE DRAINAGE SWALE DIRECTION
- BUILDING SETBACK LINE
- WATER SERVICE (PROPOSED)
- SANITARY LATERAL (PROPOSED)
- 6' PUBLIC UTILITY BELOW GRADE EASEMENT
- PUBLIC UTILITY EASEMENT
- STREET LIGHT

TYPICAL PUBLIC UTILITY EASEMENT



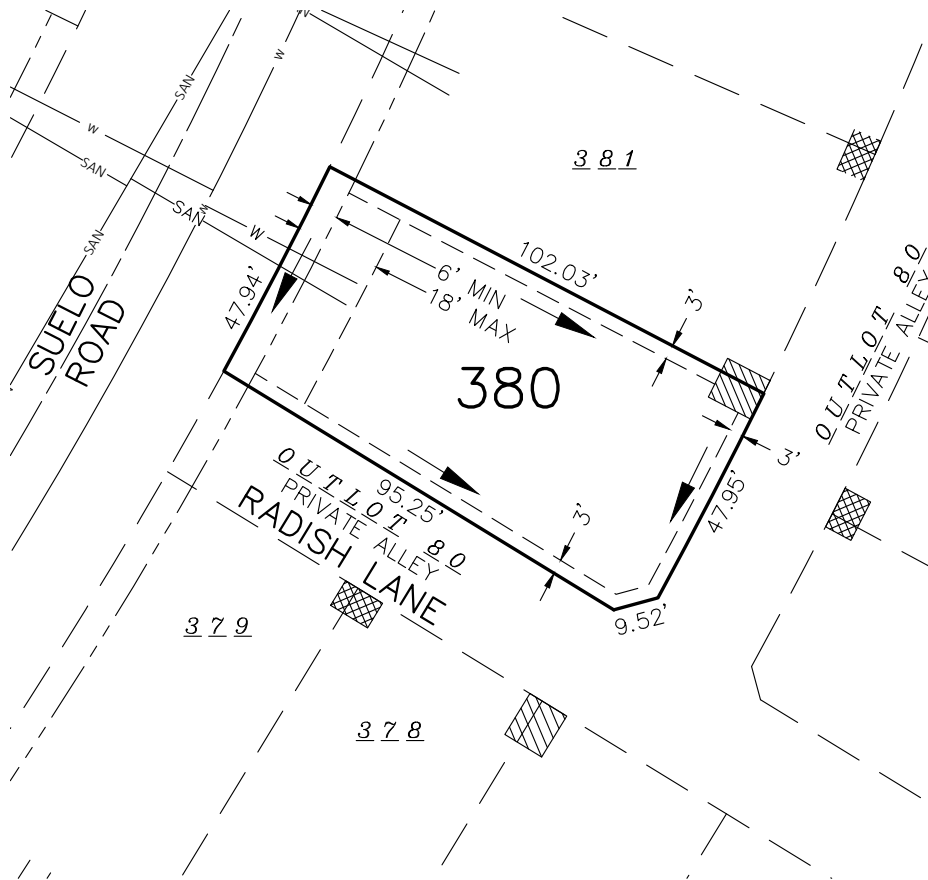
TRANSECT ZONE: T4
 LOT SQUARE FOOTAGE: 4,663 SQ. FT.
 BLDG. ENV. WIDTH AT PRIMARY SETBACK: 38.64'

\\BSE1921\Final Plat\2023\BSE1921FP-FOURTHv20 Sales.dwg

LOT 379
 FOURTH ADDITION TO TERRAVESSA
 FITCHBURG LANDS, LLC

DATE 5/8/2024	PROJECT NO. BSE1921-4A
SCALE 1"=40'	
IF THIS BAR DOES NOT MEASURE 1" THEN DRAWING IS NOT TO SCALE	

Burse
 surveying & engineering ^{LLC}
 2801 International Lane, Suite 101
 Madison, WI 53704 G08.250.9263
 Fax: G08.250.9266
 email: mburse@bse-inc.net
 www.bursesurveyengr.com



LEGEND

- SURFACE DRAINAGE SWALE DIRECTION
- BUILDING SETBACK LINE
- WATER SERVICE (PROPOSED)
- SANITARY LATERAL (PROPOSED)
- 6' PUBLIC UTILITY BELOW GRADE EASEMENT
- PUBLIC UTILITY EASEMENT
- STREET LIGHT

TYPICAL PUBLIC UTILITY EASEMENT

PUBLIC UTILITY EASEMENT (TYP.)
(FOR TRANSFORMERS AND PEDESTALS)

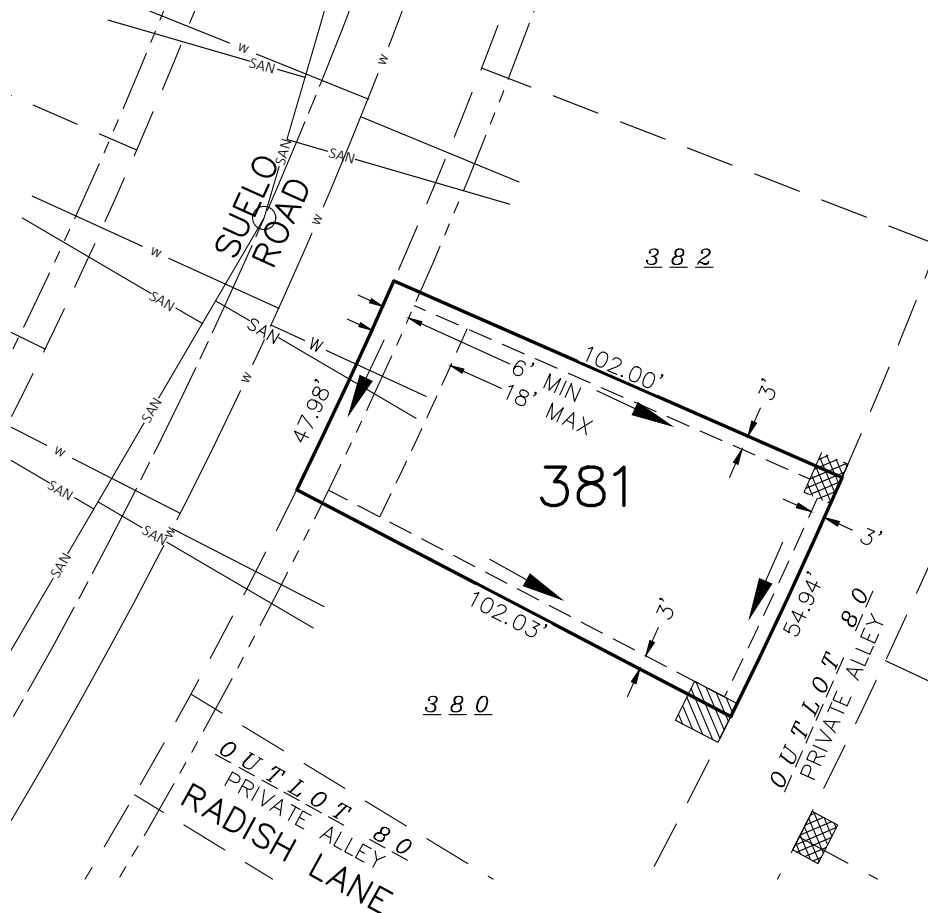
TRANSECT ZONE: T4
 LOT SQUARE FOOTAGE: 5,220 SQ. FT.
 BLDG. ENV. WIDTH AT PRIMARY SETBACK: 42.34'

\\BSE1921\Final Plat\2023\BSE1921FP-FOURTHv20 Sales.dwg

LOT 380
 FOURTH ADDITION TO TERRAVESSA
 FITCHBURG LANDS, LLC

DATE 5/8/2024	PROJECT NO. BSE1921-4A
SCALE 1"=40'	
IF THIS BAR DOES NOT MEASURE 1" THEN DRAWING IS NOT TO SCALE	

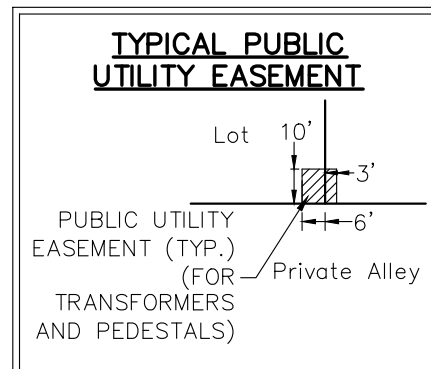
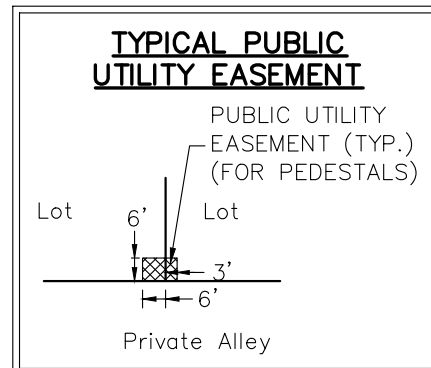
Burse
 surveying & engineering ^{LLC}
 2801 International Lane, Suite 101
 Madison, WI 53704 G08.250.9263
 Fax: 608.250.9266
 email: mburse@bse-inc.net
 www.bursesurveyengr.com



LEGEND

- SURFACE DRAINAGE SWALE DIRECTION
- BUILDING SETBACK LINE
- WATER SERVICE (PROPOSED)
- SANITARY LATERAL (PROPOSED)
- 6' PUBLIC UTILITY BELOW GRADE EASEMENT
- PUBLIC UTILITY EASEMENT
- STREET LIGHT

TRANSECT ZONE: T4
 LOT SQUARE FOOTAGE: 5,249 SQ. FT.
 BLDG. ENV. WIDTH AT PRIMARY SETBACK: 42.39'

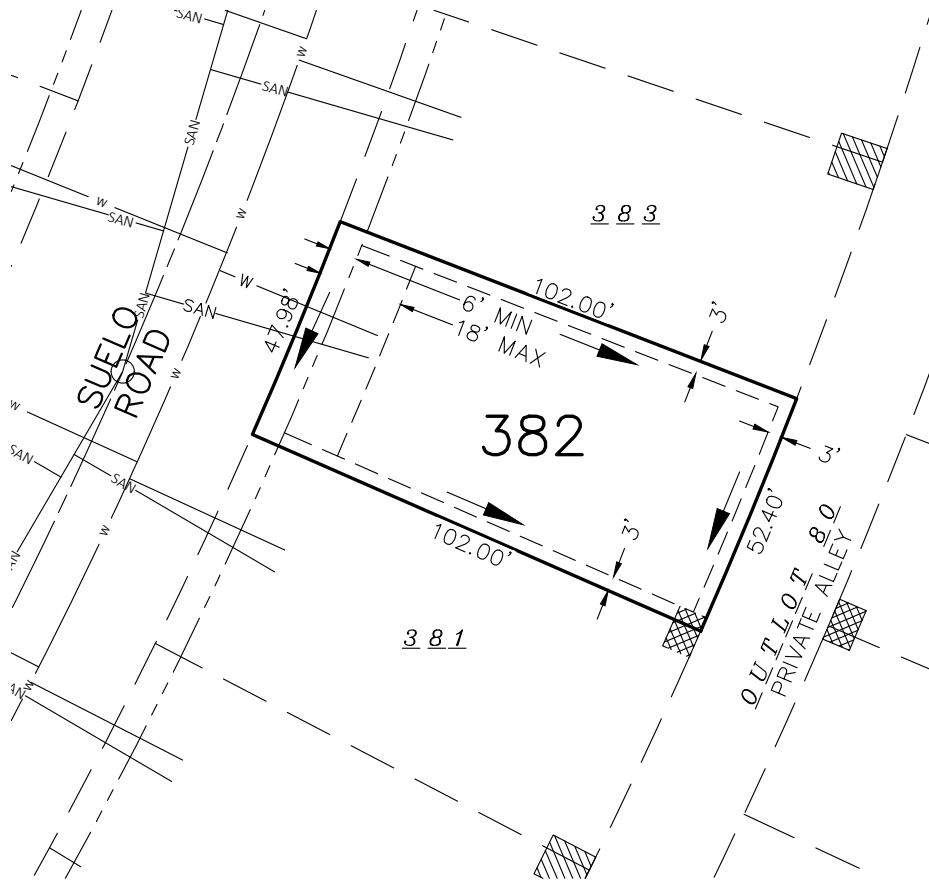


\\BSE1921\Final Plat\2023\BSE1921FP-FOURTHv20 Sales.dwg

LOT 381
 FOURTH ADDITION TO TERRAVESSA
 FITCHBURG LANDS, LLC

DATE 5/8/2024	PROJECT NO. BSE1921-4A
SCALE 1"=40'	
IF THIS BAR DOES NOT MEASURE 1" THEN DRAWING IS NOT TO SCALE	

Burse
 surveying & engineering ^{LLC}
 2801 International Lane, Suite 101
 Madison, WI 53704 608.250.9263
 Fax: 608.250.9266
 email: mburse@bse-nc.net
 www.bursesurveyengr.com



LEGEND

- SURFACE DRAINAGE SWALE DIRECTION
- BUILDING SETBACK LINE
- WATER SERVICE (PROPOSED)
- SANITARY LATERAL (PROPOSED)
- 6' PUBLIC UTILITY BELOW GRADE EASEMENT
- PUBLIC UTILITY EASEMENT
- STREET LIGHT

TYPICAL PUBLIC UTILITY EASEMENT

PUBLIC UTILITY EASEMENT (TYP.) (FOR PEDESTALS)

Lot 6' Lot 3' Private Alley 6'

TRANSECT ZONE: T4
 LOT SQUARE FOOTAGE: 5,119 SQ. FT.
 BLDG. ENV. WIDTH AT PRIMARY SETBACK: 42.24'

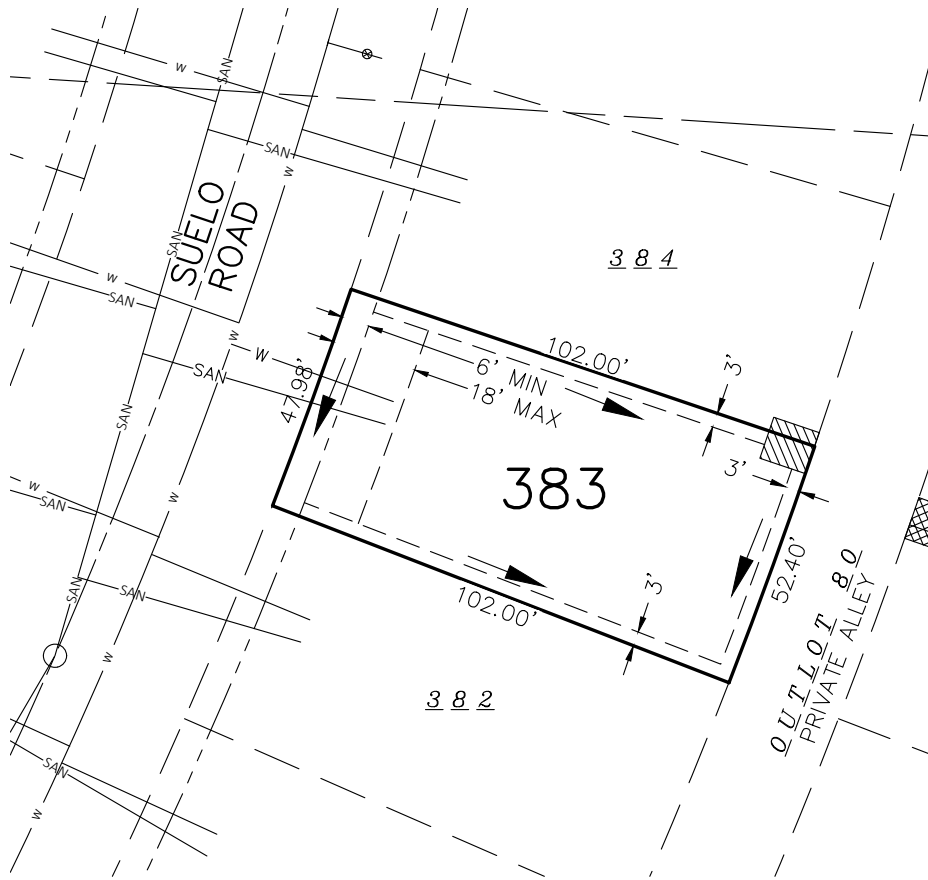
\\BSE1921\Final Plat\2023\BSE1921FP-FOURTHv20 Sales.dwg

LOT 382
 FOURTH ADDITION TO TERRAVESSA
 FITCHBURG LANDS, LLC

DATE 5/8/2024	PROJECT NO. BSE1921-4A
SCALE 1"=40'	
IF THIS BAR DOES NOT MEASURE 1" THEN DRAWING IS NOT TO SCALE	

Burse
 surveying & engineering ^{LLC}

2801 International Lane, Suite 101
 Madison, WI 53704 G08.250.9263
 Fax: 608.250.9266
 email: mburse@bse-inc.net
 www.bursesurveyengr.com



LEGEND

- SURFACE DRAINAGE SWALE DIRECTION
- BUILDING SETBACK LINE
- WATER SERVICE (PROPOSED)
- SANITARY LATERAL (PROPOSED)
- 6' PUBLIC UTILITY BELOW GRADE EASEMENT
- PUBLIC UTILITY EASEMENT
- STREET LIGHT

TYPICAL PUBLIC UTILITY EASEMENT

PUBLIC UTILITY EASEMENT (TYP.) (FOR TRANSFORMERS AND PEDESTALS)

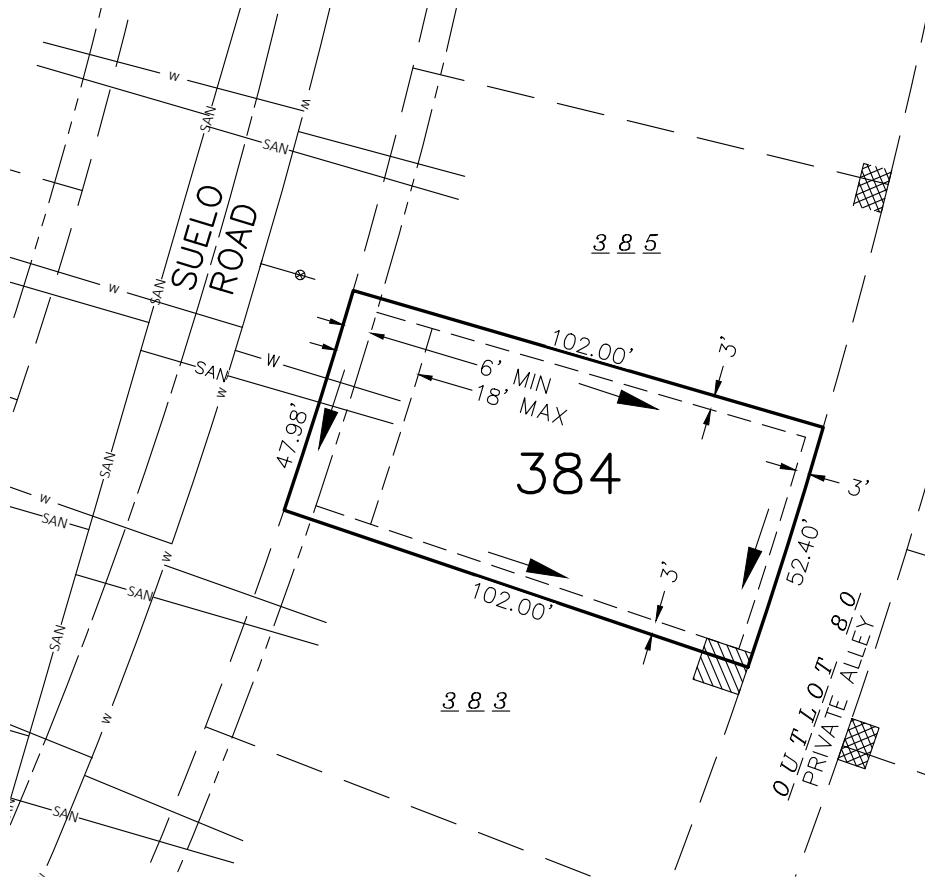
TRANSECT ZONE: T4
 LOT SQUARE FOOTAGE: 5,119 SQ. FT.
 BLDG. ENV. WIDTH AT PRIMARY SETBACK: 42.24'

\\BSE1921\Final Plat\2023\BSE1921FP-FOURTHv20 Sales.dwg

LOT 383
 FOURTH ADDITION TO TERRAVESSA
 FITCHBURG LANDS, LLC

DATE 5/8/2024	PROJECT NO. BSE1921-4A
SCALE 1"=40'	
IF THIS BAR DOES NOT MEASURE 1" THEN DRAWING IS NOT TO SCALE	

Burse
 surveying & engineering ^{LLC}
 2801 International Lane, Suite 101
 Madison, WI 53704 608.250.9263
 Fax: 608.250.9266
 email: mburse@bse-inc.net
 www.bursesurveyengr.com



LEGEND

- SURFACE DRAINAGE SWALE DIRECTION
- BUILDING SETBACK LINE
- WATER SERVICE (PROPOSED)
- SANITARY LATERAL (PROPOSED)
- 6' PUBLIC UTILITY BELOW GRADE EASEMENT
- PUBLIC UTILITY EASEMENT
- STREET LIGHT

TYPICAL PUBLIC UTILITY EASEMENT

PUBLIC UTILITY EASEMENT (TYP.)
(FOR TRANSFORMERS AND PEDESTALS)

TRANSECT ZONE: T4
 LOT SQUARE FOOTAGE: 5,119 SQ. FT.
 BLDG. ENV. WIDTH AT PRIMARY SETBACK: 42.24'

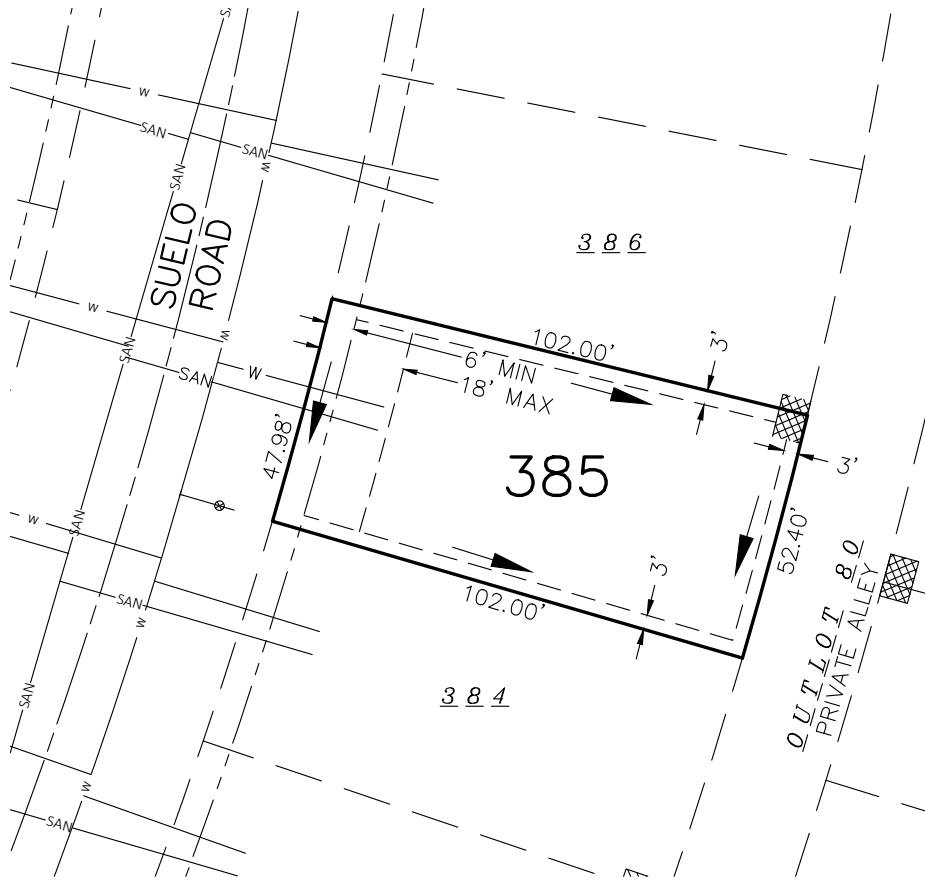
\\BSE1921\Final Plat\2023\BSE1921FP-FOURTHv20 Sales.dwg

LOT 384
 FOURTH ADDITION TO TERRAVESSA
 FITCHBURG LANDS, LLC

DATE 5/8/2024	PROJECT NO. BSE1921-4A
SCALE 1"=40'	
IF THIS BAR DOES NOT MEASURE 1" THEN DRAWING IS NOT TO SCALE	

Burse
 surveying & engineering ^{LLC}

2801 International Lane, Suite 101
 Madison, WI 53704 G08.250.9263
 Fax: 608.250.9266
 email: mburse@bse-inc.net
 www.bursesurveyengr.com



LEGEND

- SURFACE DRAINAGE SWALE DIRECTION
- BUILDING SETBACK LINE
- WATER SERVICE (PROPOSED)
- SANITARY LATERAL (PROPOSED)
- 6' PUBLIC UTILITY BELOW GRADE EASEMENT
- PUBLIC UTILITY EASEMENT
- STREET LIGHT

TYPICAL PUBLIC UTILITY EASEMENT

PUBLIC UTILITY EASEMENT (TYP.) (FOR PEDESTALS)

Lot 6' Lot 3' Private Alley

TRANSECT ZONE: T4
 LOT SQUARE FOOTAGE: 5,119 SQ. FT.
 BLDG. ENV. WIDTH AT PRIMARY SETBACK: 42.24'

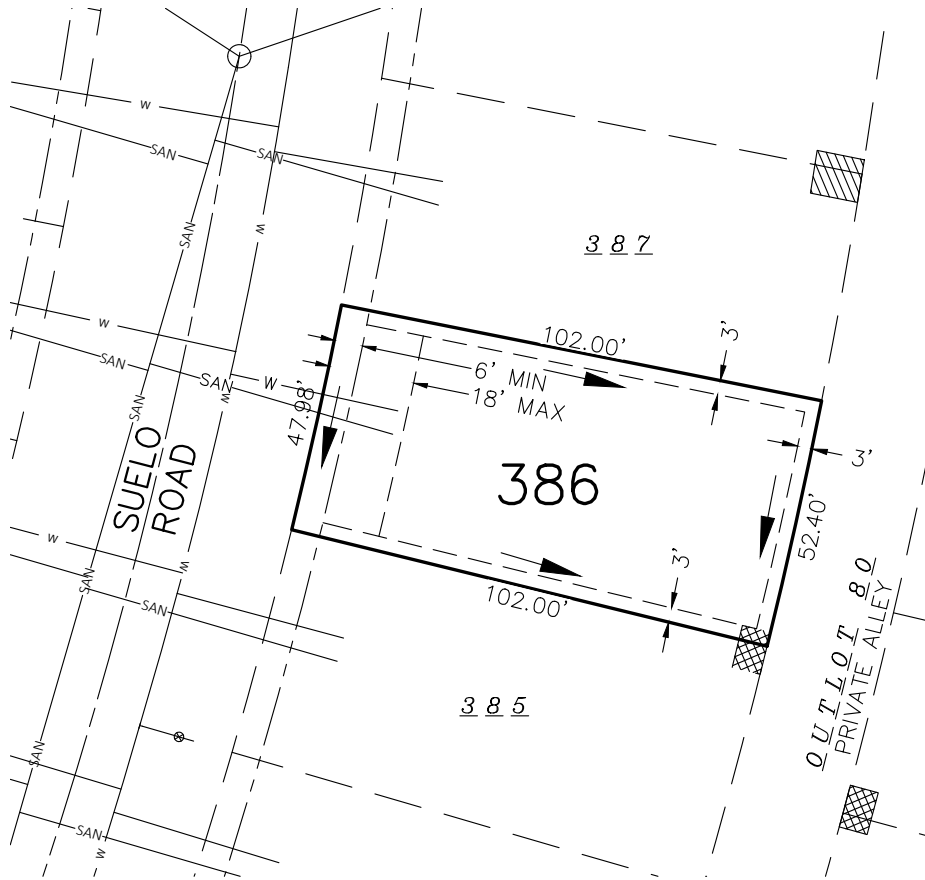
\\BSE1921\Final Plat\2023\BSE1921FP-FOURTHv20 Sales.dwg

LOT 385
 FOURTH ADDITION TO TERRAVESSA
 FITCHBURG LANDS, LLC

DATE 5/8/2024	PROJECT NO. BSE1921-4A
SCALE 1"=40'	
IF THIS BAR DOES NOT MEASURE 1" THEN DRAWING IS NOT TO SCALE	

Burse
 surveying & engineering ^{LLC}

2801 International Lane, Suite 101
 Madison, WI 53704 G08.250.9263
 Fax: G08.250.9266
 email: mburse@bse-inc.net
 www.bursesurveyengr.com



LEGEND

- SURFACE DRAINAGE SWALE DIRECTION
- BUILDING SETBACK LINE
- WATER SERVICE (PROPOSED)
- SANITARY LATERAL (PROPOSED)
- 6' PUBLIC UTILITY BELOW GRADE EASEMENT
- PUBLIC UTILITY EASEMENT
- STREET LIGHT

TYPICAL PUBLIC UTILITY EASEMENT

PUBLIC UTILITY EASEMENT (TYP.) (FOR PEDESTALS)

Lot

6'

3'

6'

Private Alley

TRANSECT ZONE: T4
 LOT SQUARE FOOTAGE: 5,119 SQ. FT.
 BLDG. ENV. WIDTH AT PRIMARY SETBACK: 42.24'

\\BSE1921\Final Plat\2023\BSE1921FP-FOURTHv20 Sales.dwg

LOT 386
 FOURTH ADDITION TO TERRAVESSA
 FITCHBURG LANDS, LLC

DATE 5/8/2024	PROJECT NO. BSE1921-4A
SCALE 1"=40'	
IF THIS BAR DOES NOT MEASURE 1" THEN DRAWING IS NOT TO SCALE	

Burse
 surveying & engineering ^{LLC}

2801 International Lane, Suite 101
 Madison, WI 53704 G08.250.9263
 Fax: 608.250.9266
 email: mburse@bse-inc.net
 www.bursesurveyengr.com



LEGEND

- SURFACE DRAINAGE SWALE DIRECTION
- BUILDING SETBACK LINE
- WATER SERVICE (PROPOSED)
- SANITARY LATERAL (PROPOSED)
- 6' PUBLIC UTILITY BELOW GRADE EASEMENT
- PUBLIC UTILITY EASEMENT
- STREET LIGHT

TYPICAL PUBLIC UTILITY EASEMENT

PUBLIC UTILITY EASEMENT (TYP.)
(FOR TRANSFORMERS AND PEDESTALS)

TRANSECT ZONE: T4
 LOT SQUARE FOOTAGE: 4,894 SQ. FT.
 BLDG. ENV. WIDTH AT PRIMARY SETBACK: 41.98'

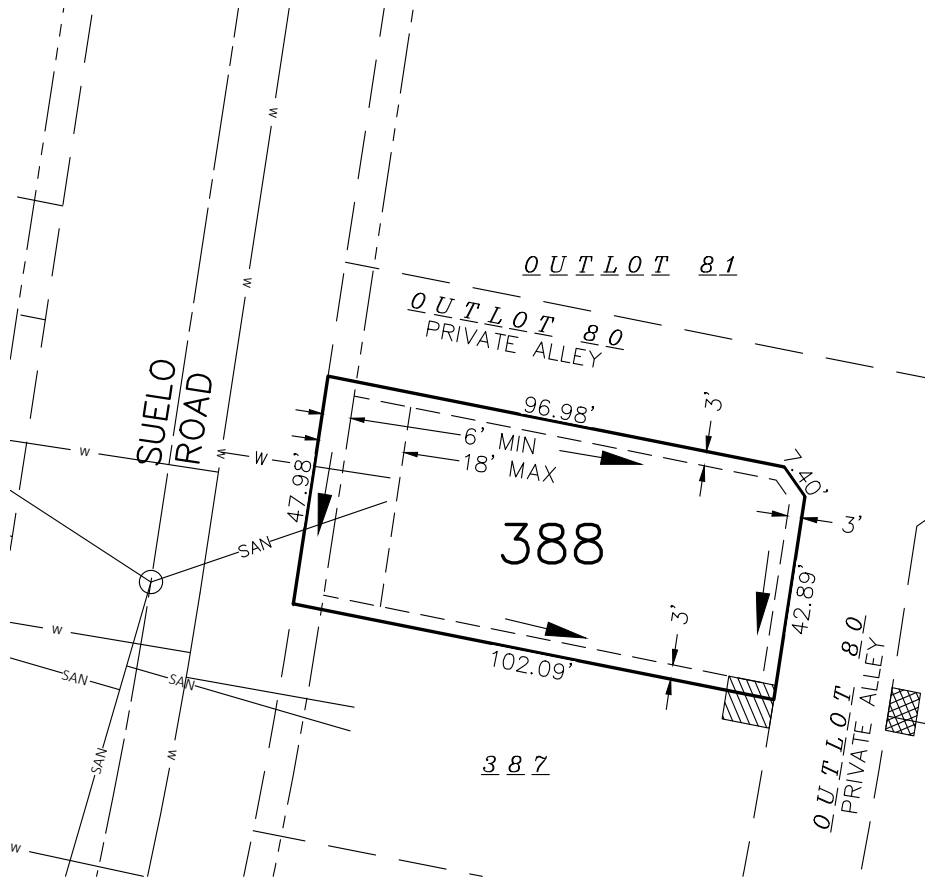
\\BSE1921\Final Plat\2023\BSE1921FP-FOURTHv20 Sales.dwg

LOT 387
 FOURTH ADDITION TO TERRAVESSA
 FITCHBURG LANDS, LLC

DATE 5/8/2024	PROJECT NO. BSE1921-4A
SCALE 1"=40'	
IF THIS BAR DOES NOT MEASURE 1" THEN DRAWING IS NOT TO SCALE	

Burse
 surveying & engineering ^{LLC}

2801 International Lane, Suite 101
 Madison, WI 53704 G08.250.9263
 Fax: 608.250.9266
 email: mburse@bse-inc.net
 www.bursesurveyengr.com



LEGEND

- SURFACE DRAINAGE SWALE DIRECTION
- BUILDING SETBACK LINE
- WATER SERVICE (PROPOSED)
- SANITARY LATERAL (PROPOSED)
- 6' PUBLIC UTILITY BELOW GRADE EASEMENT
- PUBLIC UTILITY EASEMENT
- STREET LIGHT

TYPICAL PUBLIC UTILITY EASEMENT

Lot 10'

3'

6'

Private Alley

PUBLIC UTILITY EASEMENT (TYP.) (FOR TRANSFORMERS AND PEDESTALS)

TRANSECT ZONE: T4
 LOT SQUARE FOOTAGE: 4,883 SQ. FT.
 BLDG. ENV. WIDTH AT PRIMARY SETBACK: 41.97'

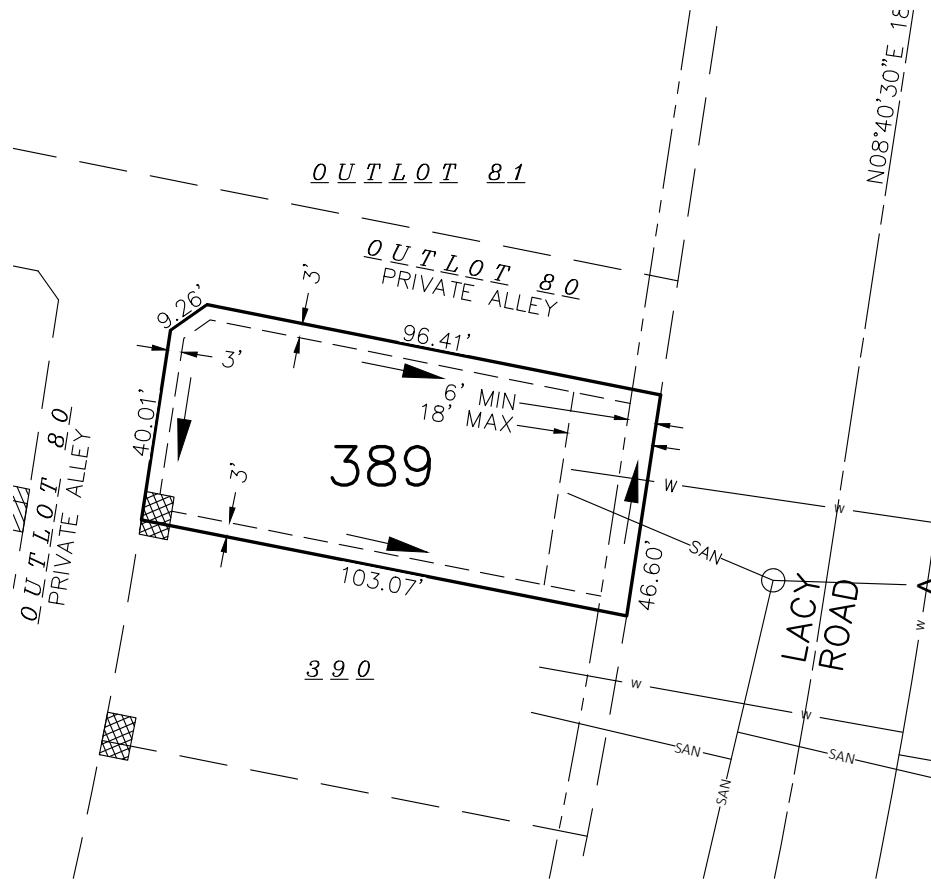
\\BSE1921\Final Plat\2023\BSE1921FP-FOURTHv20 Sales.dwg

LOT 388
 FOURTH ADDITION TO TERRAVESSA
 FITCHBURG LANDS, LLC

DATE 5/8/2024	PROJECT NO. BSE1921-4A
SCALE 1"=40'	
IF THIS BAR DOES NOT MEASURE 1" THEN DRAWING IS NOT TO SCALE	

Burse
 surveying & engineering ^{LLC}

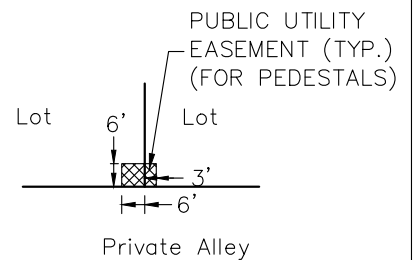
2801 International Lane, Suite 101
 Madison, WI 53704 G08.250.9263
 Fax: G08.250.9266
 email: mburse@bse-inc.net
 www.bursesurveyengr.com



LEGEND

- SURFACE DRAINAGE SWALE DIRECTION
- BUILDING SETBACK LINE
- WATER SERVICE (PROPOSED)
- SANITARY LATERAL (PROPOSED)
- 6' PUBLIC UTILITY BELOW GRADE EASEMENT
- PUBLIC UTILITY EASEMENT
- STREET LIGHT

TYPICAL PUBLIC UTILITY EASEMENT



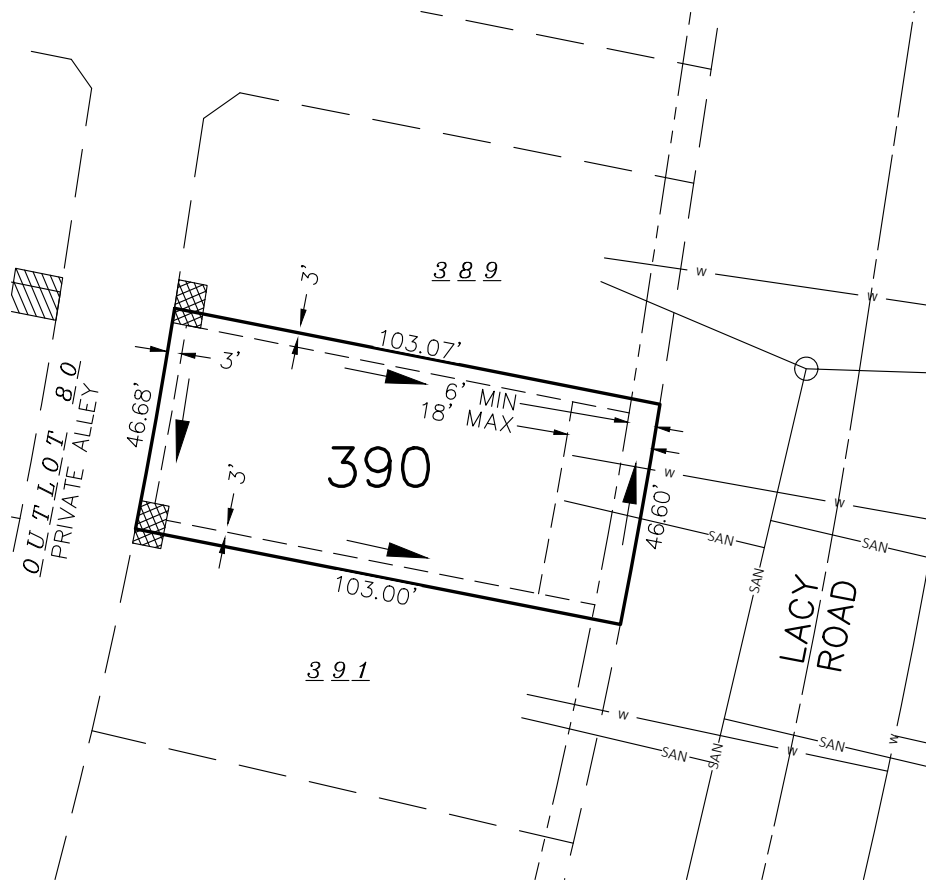
TRANSECT ZONE: T4
 LOT SQUARE FOOTAGE: 4,783 SQ. FT.
 BLDG. ENV. WIDTH AT PRIMARY SETBACK: 40.60'

\\BSE1921\Final Plat\2023\BSE1921FP-FOURTHv20 Sales.dwg

LOT 389
 FOURTH ADDITION TO TERRAVESSA
 FITCHBURG LANDS, LLC

DATE 5/8/2024	PROJECT NO. BSE1921-4A
SCALE 1"=40'	
IF THIS BAR DOES NOT MEASURE 1" THEN DRAWING IS NOT TO SCALE	

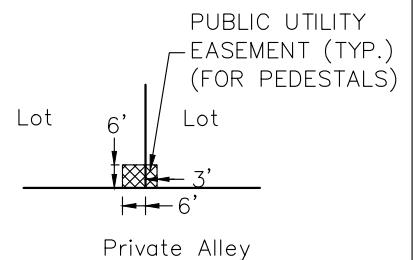
Burse
 surveying & engineering ^{LLC}
 2801 International Lane, Suite 101
 Madison, WI 53704 G08.250.9263
 Fax: G08.250.9266
 email: mburse@bse-inc.net
 www.bursesurveyengr.com



LEGEND

- SURFACE DRAINAGE SWALE DIRECTION
- BUILDING SETBACK LINE
- WATER SERVICE (PROPOSED)
- SANITARY LATERAL (PROPOSED)
- 6' PUBLIC UTILITY BELOW GRADE EASEMENT
- PUBLIC UTILITY EASEMENT
- STREET LIGHT

TYPICAL PUBLIC UTILITY EASEMENT



TRANSECT ZONE: T4
 LOT SQUARE FOOTAGE: 4,804 SQ. FT.
 BLDG. ENV. WIDTH AT PRIMARY SETBACK: 40.60'

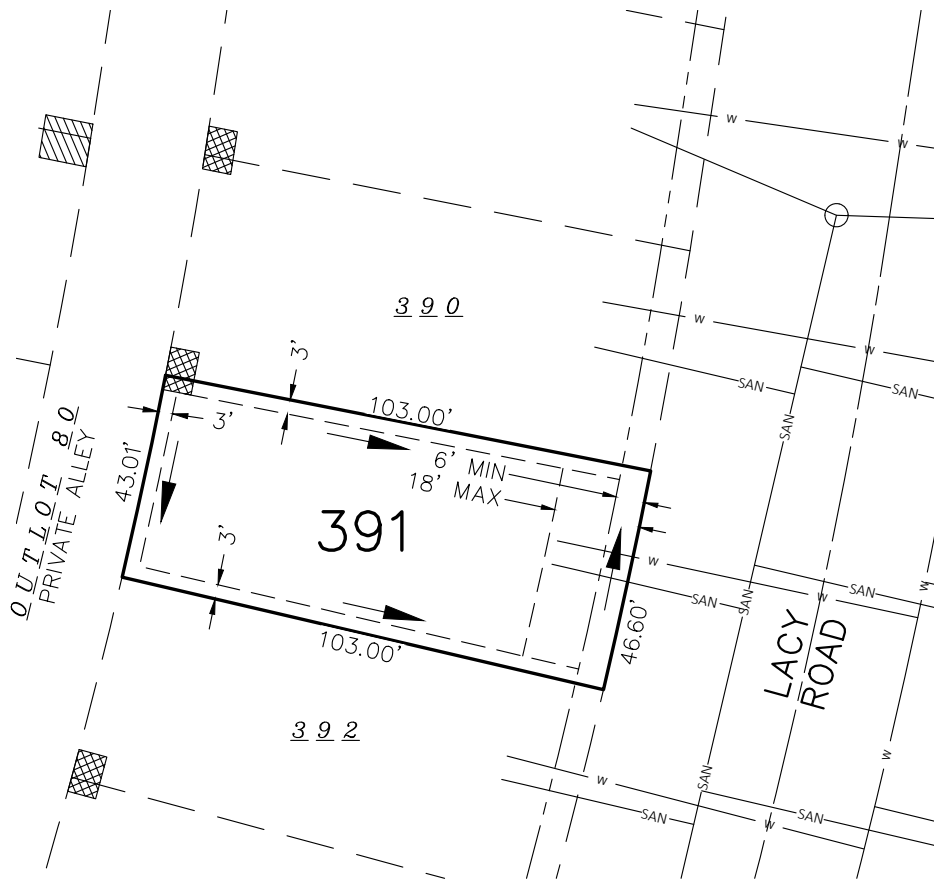
\\BSE1921\Final Plat\2023\BSE1921FP-FOURTHv20 Sales.dwg

LOT 390
 FOURTH ADDITION TO TERRAVESSA
 FITCHBURG LANDS, LLC

DATE: 5/8/2024
 PROJECT NO.: BSE1921-4A

SCALE: 1" = 40'
 IF THIS BAR DOES NOT MEASURE 1" THEN DRAWING IS NOT TO SCALE

Burse
 surveying & engineering ^{LLC}
 2801 International Lane, Suite 101
 Madison, WI 53704 608.250.9263
 Fax: 608.250.9266
 email: mburse@bse-inc.net
 www.bursesurveyingr.com



LEGEND

- SURFACE DRAINAGE SWALE DIRECTION
- BUILDING SETBACK LINE
- WATER SERVICE (PROPOSED)
- SANITARY LATERAL (PROPOSED)
- 6' PUBLIC UTILITY BELOW GRADE EASEMENT
- PUBLIC UTILITY EASEMENT
- STREET LIGHT

TYPICAL PUBLIC UTILITY EASEMENT

PUBLIC UTILITY EASEMENT (TYP.) (FOR PEDESTALS)

Lot 6' Lot 3' Private Alley

TRANSECT ZONE: T4
 LOT SQUARE FOOTAGE: 4,615 SQ. FT.
 BLDG. ENV. WIDTH AT PRIMARY SETBACK: 40.39'

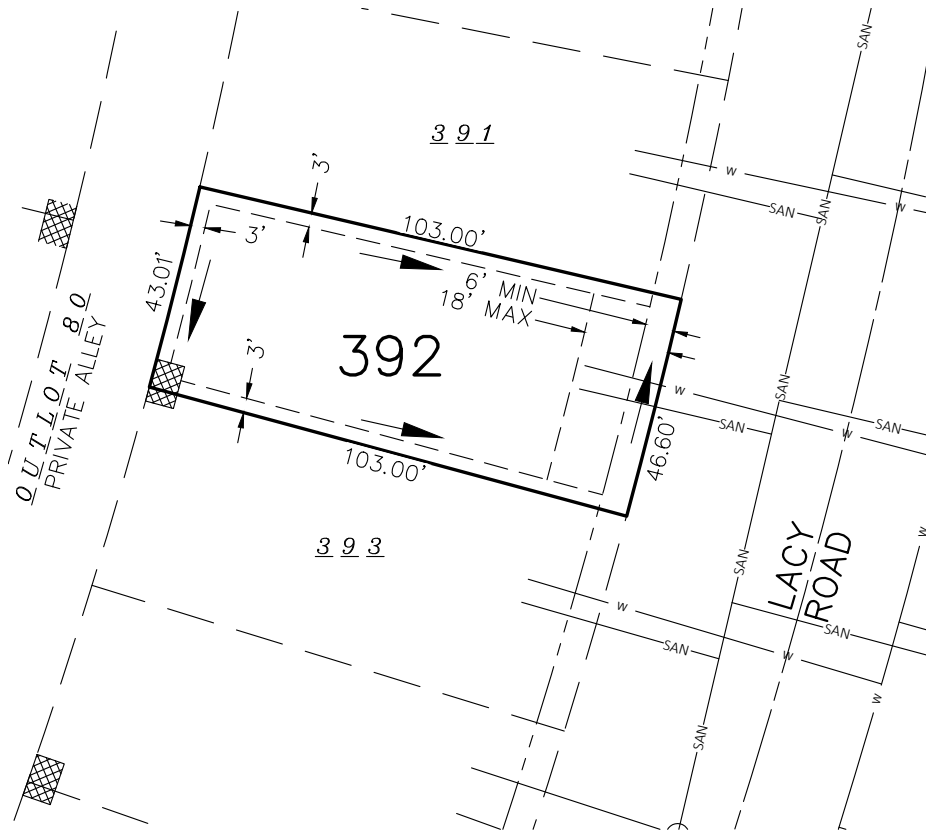
\\BSE1921\Final Plat\2023\BSE1921FP-FOURTHv20 Sales.dwg

LOT 391
 FOURTH ADDITION TO TERRAVESSA
 FITCHBURG LANDS, LLC

DATE 5/8/2024	PROJECT NO. BSE1921-4A
SCALE 1"=40'	
IF THIS BAR DOES NOT MEASURE 1" THEN DRAWING IS NOT TO SCALE	

Burse
 surveying & engineering ^{LLC}

2801 International Lane, Suite 101
 Madison, WI 53704 608.250.9263
 Fax: 608.250.9266
 email: mburse@bse-inc.net
 www.bursesurveyengr.com



LEGEND

- SURFACE DRAINAGE SWALE DIRECTION
- BUILDING SETBACK LINE
- WATER SERVICE (PROPOSED)
- SANITARY LATERAL (PROPOSED)
- 6' PUBLIC UTILITY BELOW GRADE EASEMENT
- PUBLIC UTILITY EASEMENT
- STREET LIGHT

TYPICAL PUBLIC UTILITY EASEMENT

PUBLIC UTILITY EASEMENT (TYP.) (FOR PEDESTALS)

Lot

6'

3'

6'

Private Alley

TRANSECT ZONE: T4
 LOT SQUARE FOOTAGE: 4,615 SQ. FT.
 BLDG. ENV. WIDTH AT PRIMARY SETBACK: 40.39'

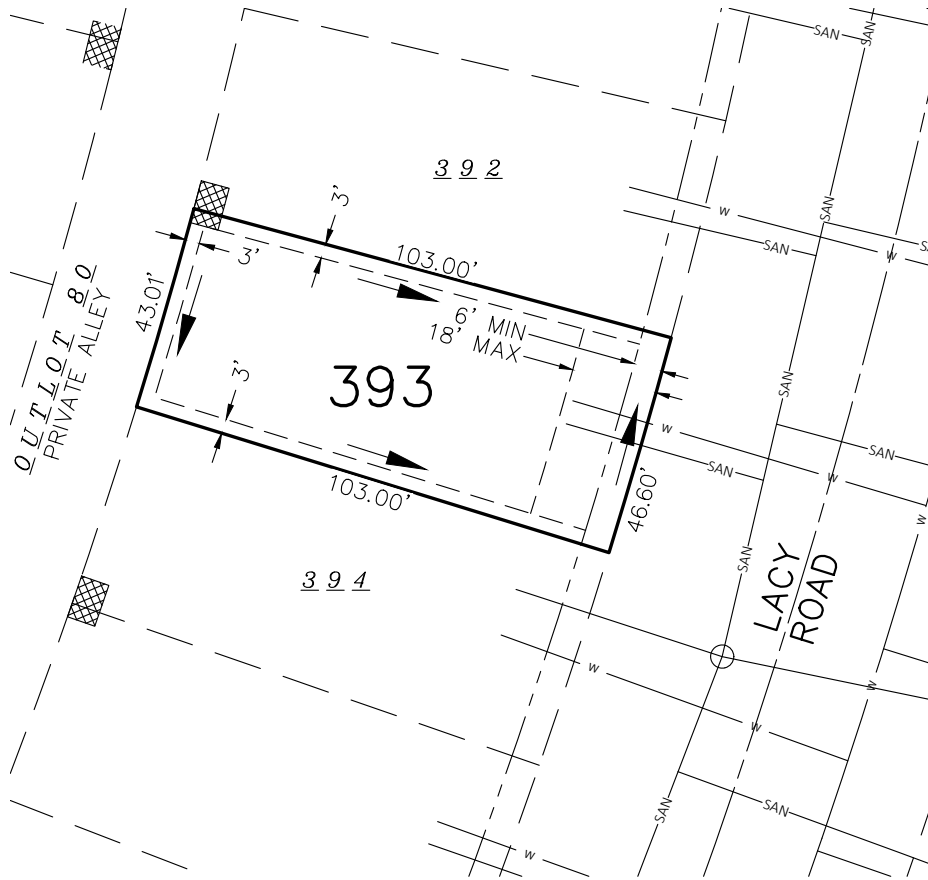
\\BSE1921\Final Plat\2023\BSE1921FP-FOURTHv20 Sales.dwg

LOT 392
 FOURTH ADDITION TO TERRAVESSA
 FITCHBURG LANDS, LLC

DATE 5/8/2024	PROJECT NO. BSE1921-4A
SCALE 1"=40'	
IF THIS BAR DOES NOT MEASURE 1" THEN DRAWING IS NOT TO SCALE	

Burse
 surveying & engineering ^{LLC}

2801 International Lane, Suite 101
 Madison, WI 53704 G08.250.9263
 Fax: 608.250.9266
 email: mburse@bse-inc.net
 www.bursesurveyengr.com



LEGEND

- SURFACE DRAINAGE SWALE DIRECTION
- BUILDING SETBACK LINE
- WATER SERVICE (PROPOSED)
- SANITARY LATERAL (PROPOSED)
- 6' PUBLIC UTILITY BELOW GRADE EASEMENT
- PUBLIC UTILITY EASEMENT
- STREET LIGHT

TYPICAL PUBLIC UTILITY EASEMENT

PUBLIC UTILITY EASEMENT (TYP.) (FOR PEDESTALS)

Lot 6' Lot 3' Private Alley 6'

TRANSECT ZONE: T4
 LOT SQUARE FOOTAGE: 4,615 SQ. FT.
 BLDG. ENV. WIDTH AT PRIMARY SETBACK: 40.39'

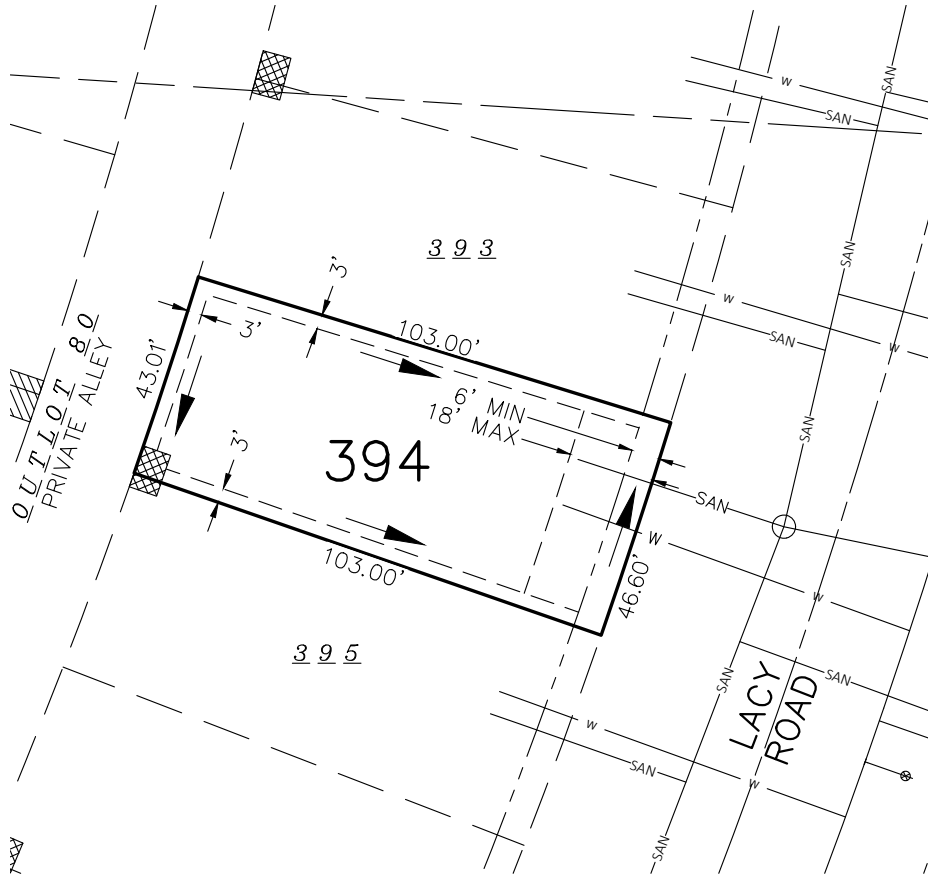
\\BSE1921\Final Plat\2023\BSE1921FP-FOURTHv20 Sales.dwg

LOT 393
 FOURTH ADDITION TO TERRAVESSA
 FITCHBURG LANDS, LLC

DATE 5/8/2024	PROJECT NO. BSE1921-4A
SCALE 1"=40'	
IF THIS BAR DOES NOT MEASURE 1" THEN DRAWING IS NOT TO SCALE	

Burse
 surveying & engineering ^{LLC}

2801 International Lane, Suite 101
 Madison, WI 53704 G08.250.9263
 Fax: G08.250.9266
 email: mburse@bse-inc.net
 www.bursesurveyengr.com



LEGEND

- SURFACE DRAINAGE SWALE DIRECTION
- BUILDING SETBACK LINE
- WATER SERVICE (PROPOSED)
- SANITARY LATERAL (PROPOSED)
- 6' PUBLIC UTILITY BELOW GRADE EASEMENT
- PUBLIC UTILITY EASEMENT
- STREET LIGHT

TYPICAL PUBLIC UTILITY EASEMENT

PUBLIC UTILITY EASEMENT (TYP.) (FOR PEDESTALS)

Lot 6' Lot 3' Private Alley

TRANSECT ZONE: T4
 LOT SQUARE FOOTAGE: 4,615 SQ. FT.
 BLDG. ENV. WIDTH AT PRIMARY SETBACK: 40.39'

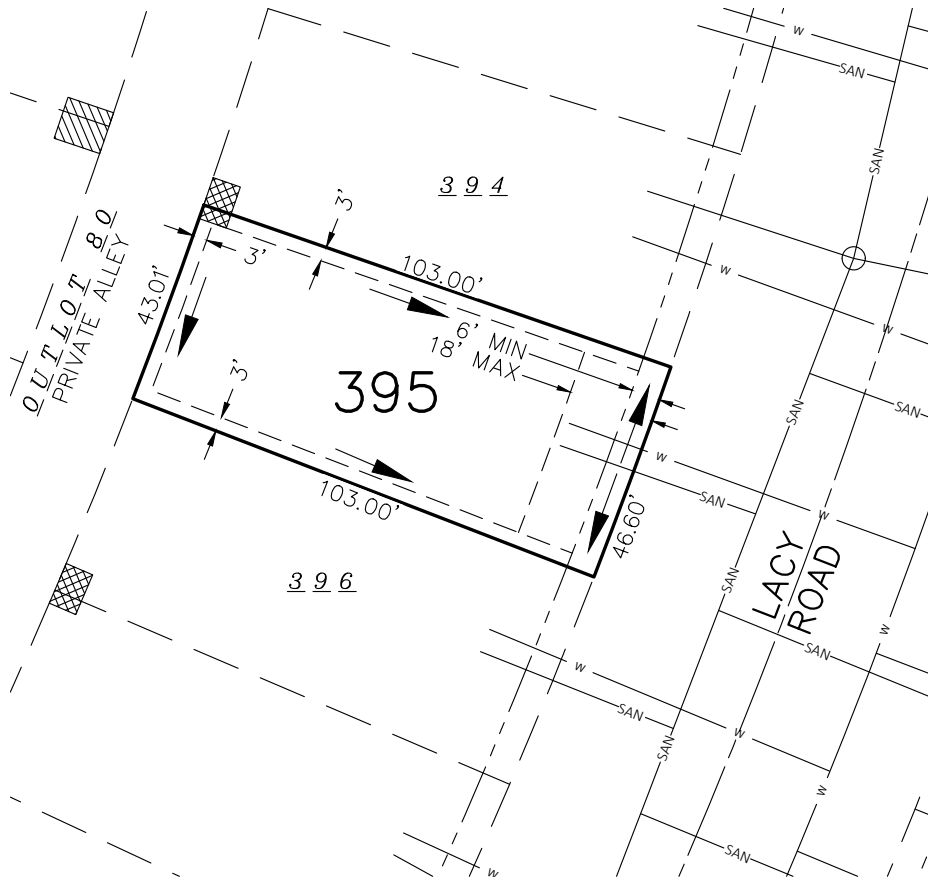
\\BSE1921\Final Plat\2023\BSE1921FP-FOURTHv20 Sales.dwg

LOT 394
 FOURTH ADDITION TO TERRAVESSA
 FITCHBURG LANDS, LLC

DATE 5/8/2024	PROJECT NO. BSE1921-4A
SCALE 1"=40'	
IF THIS BAR DOES NOT MEASURE 1" THEN DRAWING IS NOT TO SCALE	

Burse
 surveying & engineering ^{LLC}

2801 International Lane, Suite 101
 Madison, WI 53704 G08.250.9263
 Fax: 608.250.9266
 email: mburse@bse-inc.net
 www.bursesurveyengr.com



LEGEND

- SURFACE DRAINAGE SWALE DIRECTION
- BUILDING SETBACK LINE
- WATER SERVICE (PROPOSED)
- SANITARY LATERAL (PROPOSED)
- 6' PUBLIC UTILITY BELOW GRADE EASEMENT
- PUBLIC UTILITY EASEMENT
- STREET LIGHT

TYPICAL PUBLIC UTILITY EASEMENT

PUBLIC UTILITY EASEMENT (TYP.) (FOR PEDESTALS)

Lot 6' Lot

Private Alley

TRANSECT ZONE: T4
 LOT SQUARE FOOTAGE: 4,615 SQ. FT.
 BLDG. ENV. WIDTH AT PRIMARY SETBACK: 40.39'

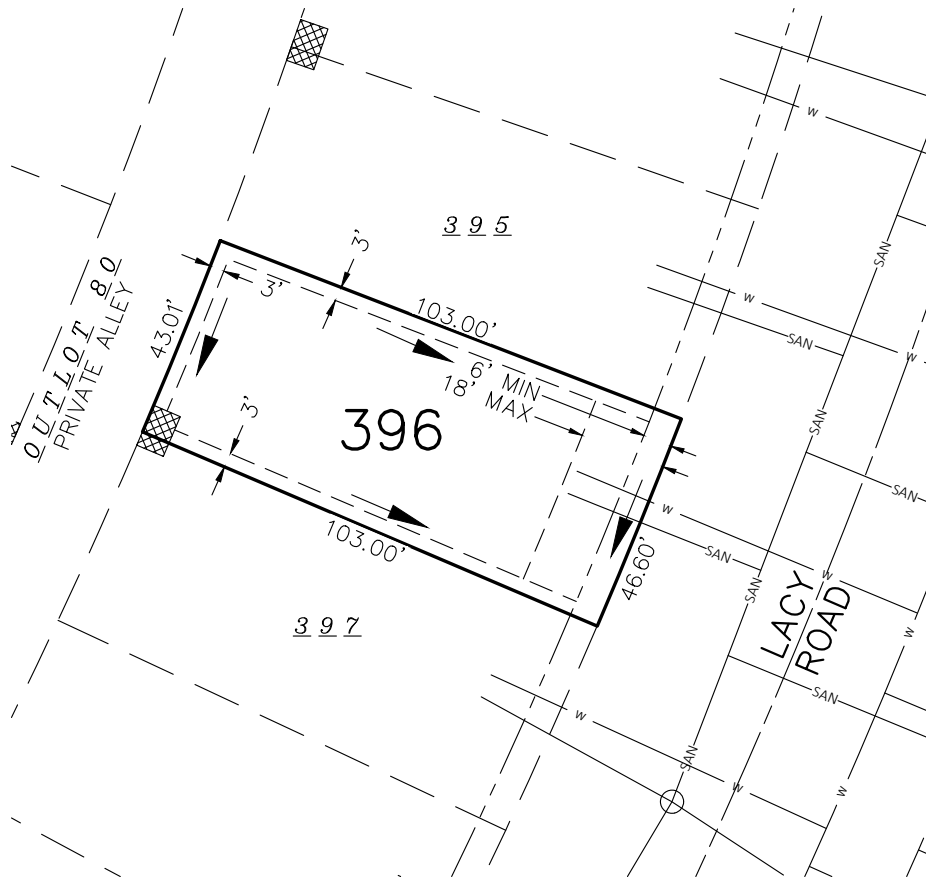
\\BSE1921\Final Plat\2023\BSE1921FP-FOURTHv20 Sales.dwg

LOT 395
 FOURTH ADDITION TO TERRAVESSA
 FITCHBURG LANDS, LLC

DATE 5/8/2024	PROJECT NO. BSE1921-4A
SCALE 1"=40'	
IF THIS BAR DOES NOT MEASURE 1" THEN DRAWING IS NOT TO SCALE	

Burse
 surveying & engineering ^{LLC}

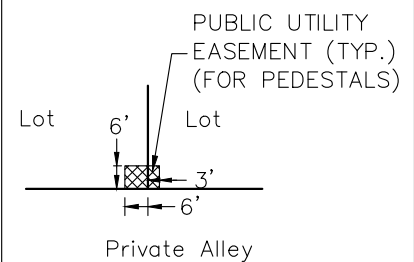
2801 International Lane, Suite 101
 Madison, WI 53704 G08.250.9263
 Fax: G08.250.9266
 email: mburse@bse-inc.net
 www.bursesurveyengr.com



LEGEND

- SURFACE DRAINAGE SWALE DIRECTION
- BUILDING SETBACK LINE
- WATER SERVICE (PROPOSED)
- SANITARY LATERAL (PROPOSED)
- 6' PUBLIC UTILITY BELOW GRADE EASEMENT
- PUBLIC UTILITY EASEMENT
- STREET LIGHT

TYPICAL PUBLIC UTILITY EASEMENT



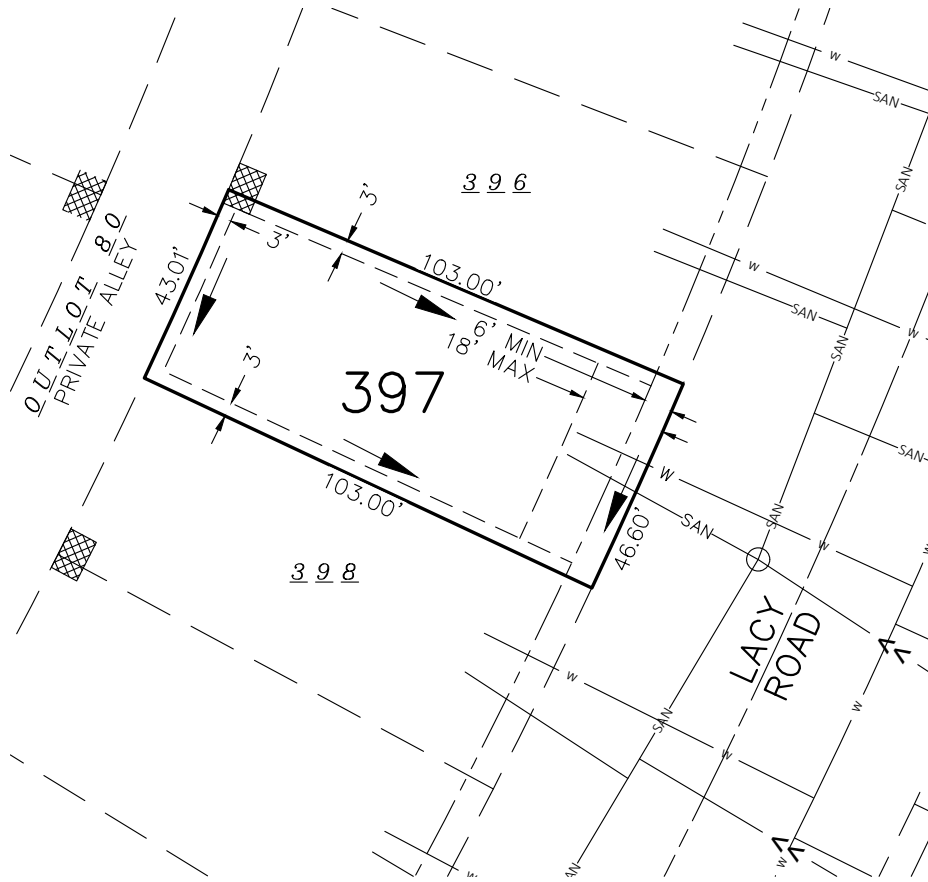
TRANSECT ZONE: T4
 LOT SQUARE FOOTAGE: 4,615 SQ. FT.
 BLDG. ENV. WIDTH AT PRIMARY SETBACK: 40.39'

\\BSE1921\Final Plat\2023\BSE1921FP-FOURTHv20 Sales.dwg

LOT 396
 FOURTH ADDITION TO TERRAVESSA
 FITCHBURG LANDS, LLC

DATE 5/8/2024	PROJECT NO. BSE1921-4A
SCALE 1" = 40'	
IF THIS BAR DOES NOT MEASURE 1" THEN DRAWING IS NOT TO SCALE	

Burse
 surveying & engineering ^{LLC}
 2801 International Lane, Suite 101
 Madison, WI 53704 608.250.9263
 Fax: 608.250.9266
 email: mburse@bse-inc.net
 www.bursesurveyengr.com



LEGEND

- SURFACE DRAINAGE SWALE DIRECTION
- BUILDING SETBACK LINE
- WATER SERVICE (PROPOSED)
- SANITARY LATERAL (PROPOSED)
- 6' PUBLIC UTILITY BELOW GRADE EASEMENT
- PUBLIC UTILITY EASEMENT
- STREET LIGHT

TYPICAL PUBLIC UTILITY EASEMENT

PUBLIC UTILITY EASEMENT (TYP.) (FOR PEDESTALS)

Lot 6' Lot 3' Private Alley 6'

TRANSECT ZONE: T4
 LOT SQUARE FOOTAGE: 4,615 SQ. FT.
 BLDG. ENV. WIDTH AT PRIMARY SETBACK: 40.39'

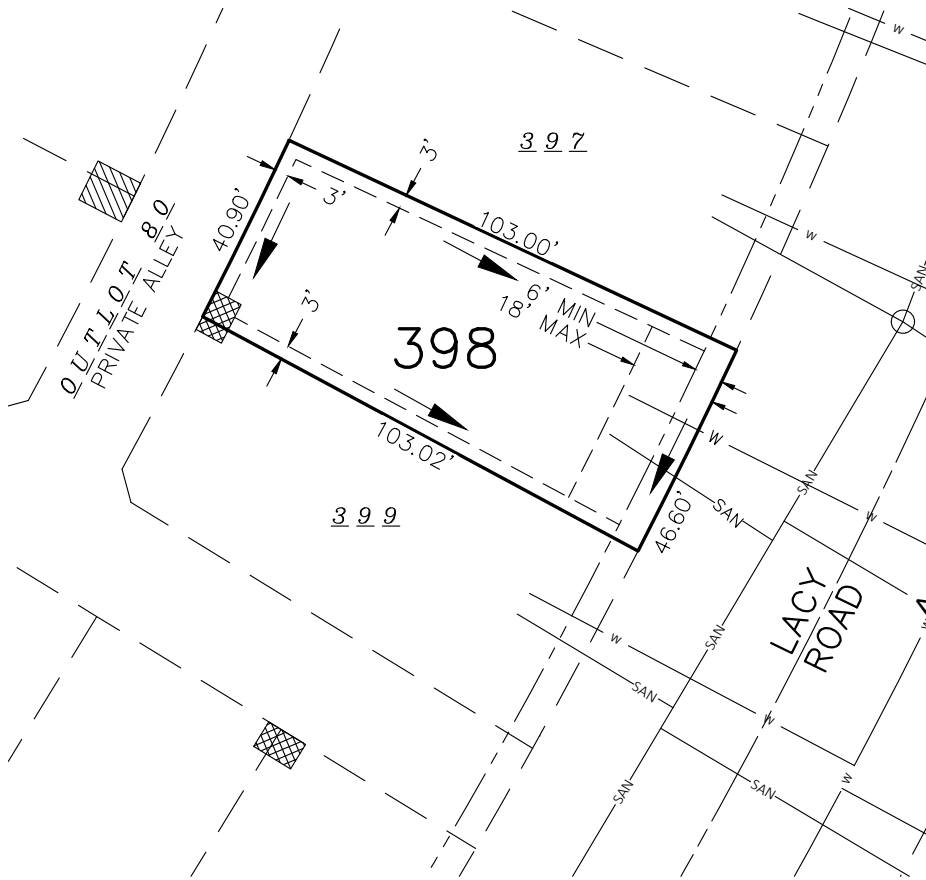
\\BSE1921\Final Plat\2023\BSE1921FP-FOURTHv20 Sales.dwg

LOT 397
 FOURTH ADDITION TO TERRAVESSA
 FITCHBURG LANDS, LLC

DATE 5/8/2024	PROJECT NO. BSE1921-4A
SCALE 1"=40'	
IF THIS BAR DOES NOT MEASURE 1" THEN DRAWING IS NOT TO SCALE	

Burse
 surveying & engineering ^{LLC}

2801 International Lane, Suite 101
 Madison, WI 53704 608.250.9263
 Fax: 608.250.9266
 email: mburse@bse-inc.net
 www.bursesurveyengr.com



LEGEND

- SURFACE DRAINAGE SWALE DIRECTION
- BUILDING SETBACK LINE
- WATER SERVICE (PROPOSED)
- SANITARY LATERAL (PROPOSED)
- 6' PUBLIC UTILITY BELOW GRADE EASEMENT
- PUBLIC UTILITY EASEMENT
- STREET LIGHT

TYPICAL PUBLIC UTILITY EASEMENT

PUBLIC UTILITY EASEMENT (TYP.) (FOR PEDESTALS)

Lot 6' Lot

3' 6'

Private Alley

TRANSECT ZONE: T4
 LOT SQUARE FOOTAGE: 4,507 SQ. FT.
 BLDG. ENV. WIDTH AT PRIMARY SETBACK: 40.27'

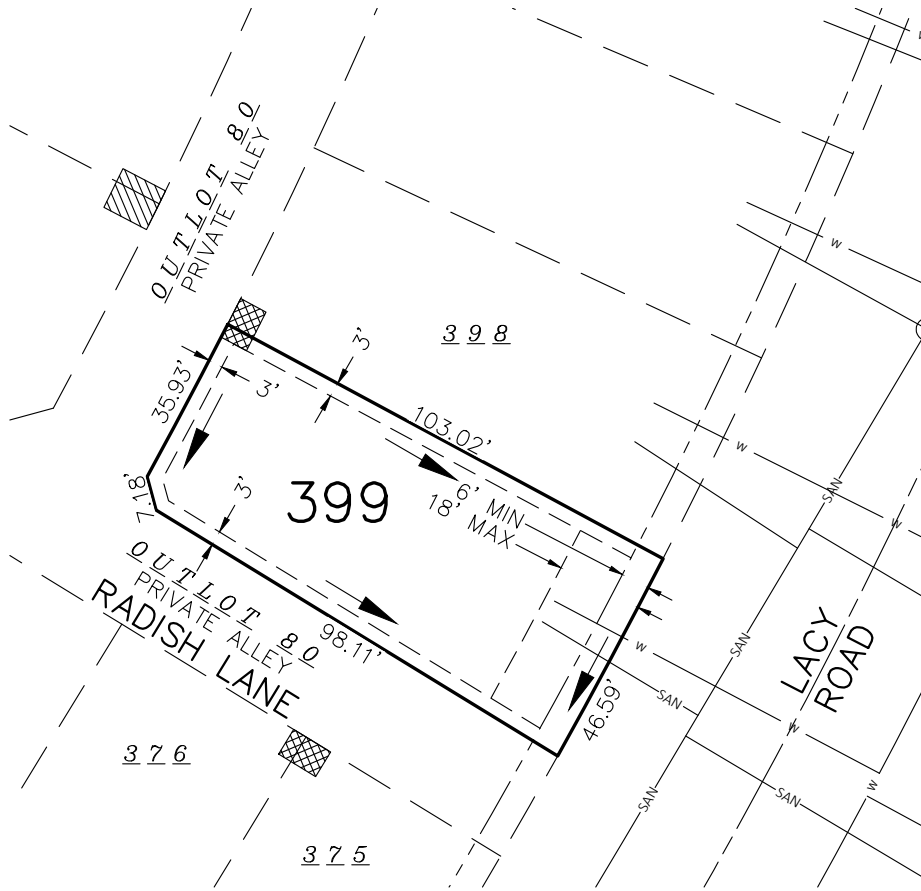
\\BSE1921\Final Plat\2023\BSE1921FP-FOURTHv20 Sales.dwg

LOT 398
 FOURTH ADDITION TO TERRAVESSA
 FITCHBURG LANDS, LLC

DATE 5/8/2024	PROJECT NO. BSE1921-4A
SCALE 1"=40'	
IF THIS BAR DOES NOT MEASURE 1" THEN DRAWING IS NOT TO SCALE	

Burse
 surveying & engineering ^{LLC}

2801 International Lane, Suite 101
 Madison, WI 53704 608.250.9263
 Fax: 608.250.9266
 email: mburse@bse-inc.net
 www.bursesurveyengr.com



LEGEND

- SURFACE DRAINAGE SWALE DIRECTION
- BUILDING SETBACK LINE
- WATER SERVICE (PROPOSED)
- SANITARY LATERAL (PROPOSED)
- 6' PUBLIC UTILITY BELOW GRADE EASEMENT
- PUBLIC UTILITY EASEMENT
- STREET LIGHT

TYPICAL PUBLIC UTILITY EASEMENT

PUBLIC UTILITY EASEMENT (TYP.) (FOR PEDESTALS)

Lot 6' Lot

Private Alley

TRANSECT ZONE: T4
 LOT SQUARE FOOTAGE: 4,492 SQ. FT.
 BLDG. ENV. WIDTH AT PRIMARY SETBACK: 40.14'

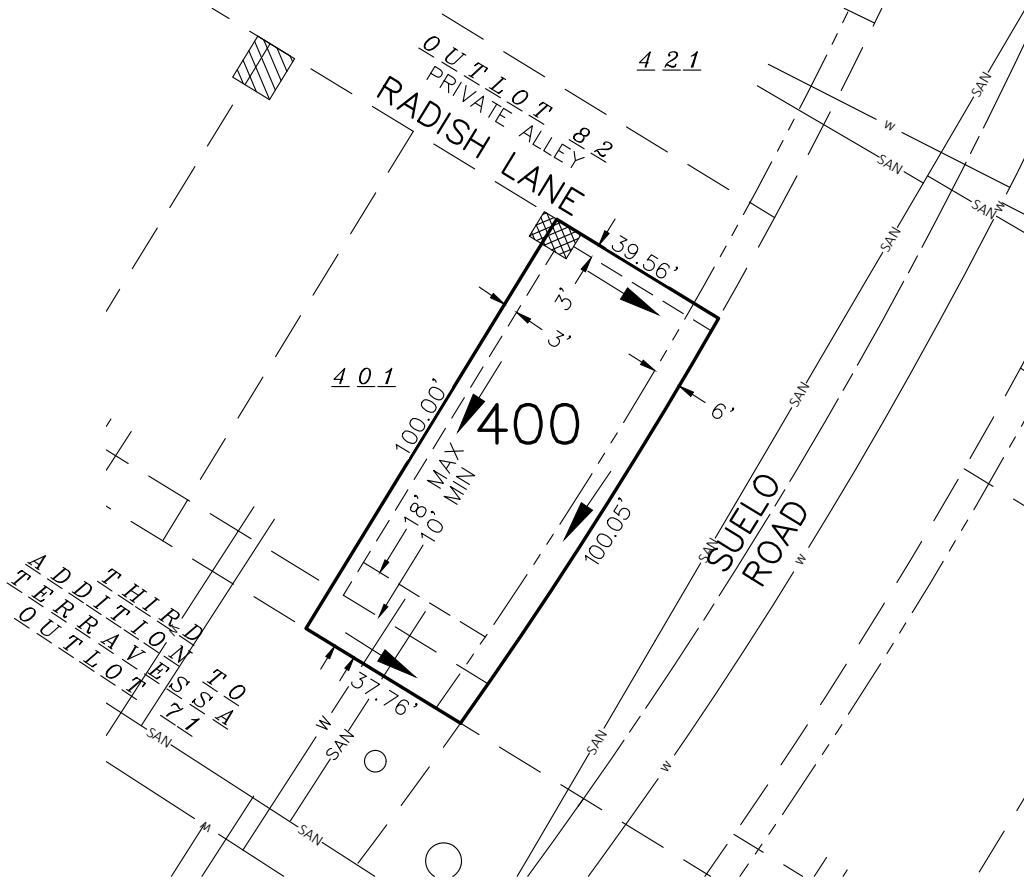
\\BSE1921\Final Plat\2023\BSE1921FP-FOURTHv20 Sales.dwg

LOT 399
 FOURTH ADDITION TO TERRAVESSA
 FITCHBURG LANDS, LLC

DATE 5/8/2024	PROJECT NO. BSE1921-4A
SCALE 1"=40'	
IF THIS BAR DOES NOT MEASURE 1" THEN DRAWING IS NOT TO SCALE	

Burse
 surveying & engineering ^{LLC}

2801 International Lane, Suite 101
 Madison, WI 53704 G08.250.9263
 Fax: 608.250.9266
 email: mburse@bse-inc.net
 www.bursesurveyengr.com



LEGEND

- SURFACE DRAINAGE SWALE DIRECTION
- BUILDING SETBACK LINE
- WATER SERVICE (PROPOSED)
- SANITARY LATERAL (PROPOSED)
- 6' PUBLIC UTILITY BELOW GRADE EASEMENT
- PUBLIC UTILITY EASEMENT
- STREET LIGHT

TYPICAL PUBLIC UTILITY EASEMENT

PUBLIC UTILITY EASEMENT (TYP.) (FOR PEDESTALS)

Lot 6' Lot

Private Alley 3' 6'

TRANSECT ZONE: T4
 LOT SQUARE FOOTAGE: 3,945 SQ. FT.
 BLDG. ENV. WIDTH AT PRIMARY SETBACK: 29.36'

\\BSE1921\Final Plat\2023\BSE1921FP-FOURTHv20 Sales.dwg

LOT 400
 FOURTH ADDITION TO TERRAVESSA
 FITCHBURG LANDS, LLC

DATE 5/8/2024	PROJECT NO. BSE1921-4A
SCALE 1"=40'	
IF THIS BAR DOES NOT MEASURE 1" THEN DRAWING IS NOT TO SCALE	

Burse
 surveying & engineering ^{LLC}

2801 International Lane, Suite 101
 Madison, WI 53704 G08.250.9263
 Fax: G08.250.9266
 email: mburse@bse-inc.net
 www.bursesurveyengr.com



LEGEND

- SURFACE DRAINAGE SWALE DIRECTION
- BUILDING SETBACK LINE
- WATER SERVICE (PROPOSED)
- SANITARY LATERAL (PROPOSED)
- 6' PUBLIC UTILITY BELOW GRADE EASEMENT
- PUBLIC UTILITY EASEMENT
- STREET LIGHT

TYPICAL PUBLIC UTILITY EASEMENT

PUBLIC UTILITY EASEMENT (TYP.) (FOR PEDESTALS)

Lot 6' Lot 3' Private Alley 6'

TRANSECT ZONE: T4
 LOT SQUARE FOOTAGE: 3,500 SQ. FT.
 BLDG. ENV. WIDTH AT PRIMARY SETBACK: 29.00'

\\BSE1921\Final Plat\2023\BSE1921FP-FOURTHv20 Sales.dwg

LOT 401
 FOURTH ADDITION TO TERRAVESSA
 FITCHBURG LANDS, LLC

DATE 5/8/2024	PROJECT NO. BSE1921-4A
SCALE 1"=40'	
IF THIS BAR DOES NOT MEASURE 1" THEN DRAWING IS NOT TO SCALE	

Burse
 surveying & engineering LLC

2801 International Lane, Suite 101
 Madison, WI 53704 608.250.9263
 Fax: 608.250.9266
 email: mburse@bse-inc.net
 www.bursesurveyengr.com



LEGEND

- SURFACE DRAINAGE SWALE DIRECTION
- BUILDING SETBACK LINE
- WATER SERVICE (PROPOSED)
- SANITARY LATERAL (PROPOSED)
- 6' PUBLIC UTILITY BELOW GRADE EASEMENT
- PUBLIC UTILITY EASEMENT
- STREET LIGHT

TYPICAL PUBLIC UTILITY EASEMENT

Lot 10' | 3' | 6' | Private Alley

PUBLIC UTILITY EASEMENT (TYP.) (FOR TRANSFORMERS AND PEDESTALS)

TRANSECT ZONE: T4
 LOT SQUARE FOOTAGE: 3,500 SQ. FT.
 BLDG. ENV. WIDTH AT PRIMARY SETBACK: 29.00'

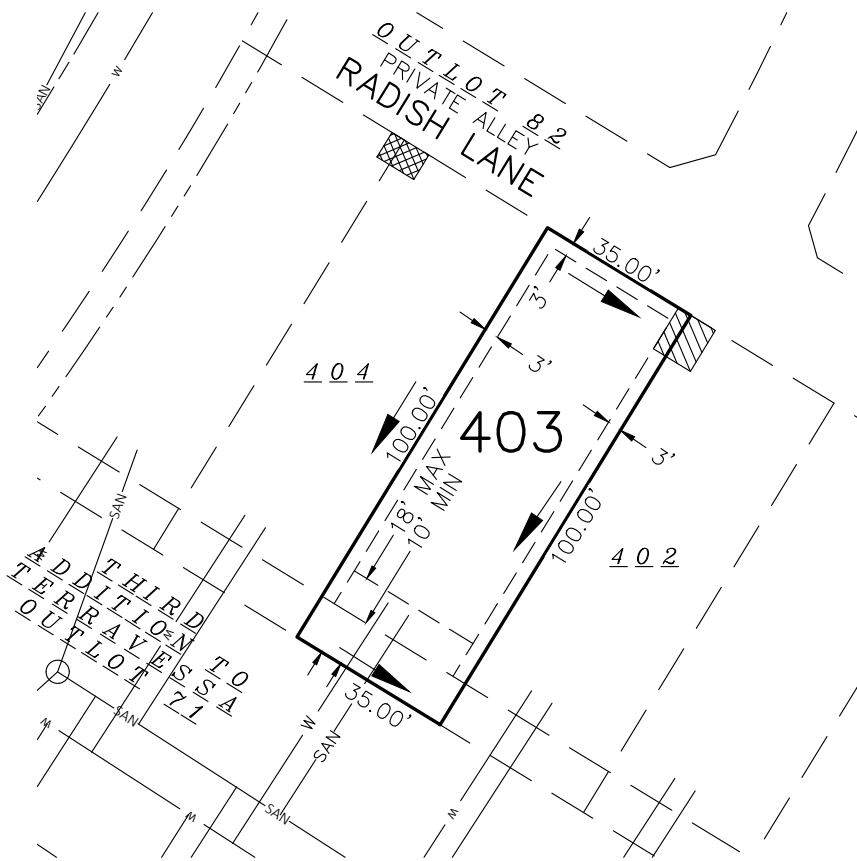
\\BSE1921\Final Plat\2023\BSE1921FP-FOURTHv20 Sales.dwg

LOT 402
 FOURTH ADDITION TO TERRAVESSA
 FITCHBURG LANDS, LLC

DATE 5/8/2024	PROJECT NO. BSE1921-4A
SCALE 1"=40'	
IF THIS BAR DOES NOT MEASURE 1" THEN DRAWING IS NOT TO SCALE	

Burse
 surveying & engineering ^{LLC}

2801 International Lane, Suite 101
 Madison, WI 53704 608.250.9263
 Fax: 608.250.9266
 email: mburse@bse-inc.net
 www.bursesurveyengr.com



LEGEND

- SURFACE DRAINAGE SWALE DIRECTION
- BUILDING SETBACK LINE
- WATER SERVICE (PROPOSED)
- SANITARY LATERAL (PROPOSED)
- 6' PUBLIC UTILITY BELOW GRADE EASEMENT
- PUBLIC UTILITY EASEMENT
- STREET LIGHT

TYPICAL PUBLIC UTILITY EASEMENT

PUBLIC UTILITY EASEMENT (TYP.) (FOR TRANSFORMERS AND PEDESTALS)

TRANSECT ZONE: T4
 LOT SQUARE FOOTAGE: 3,500 SQ. FT.
 BLDG. ENV. WIDTH AT PRIMARY SETBACK: 29.00'

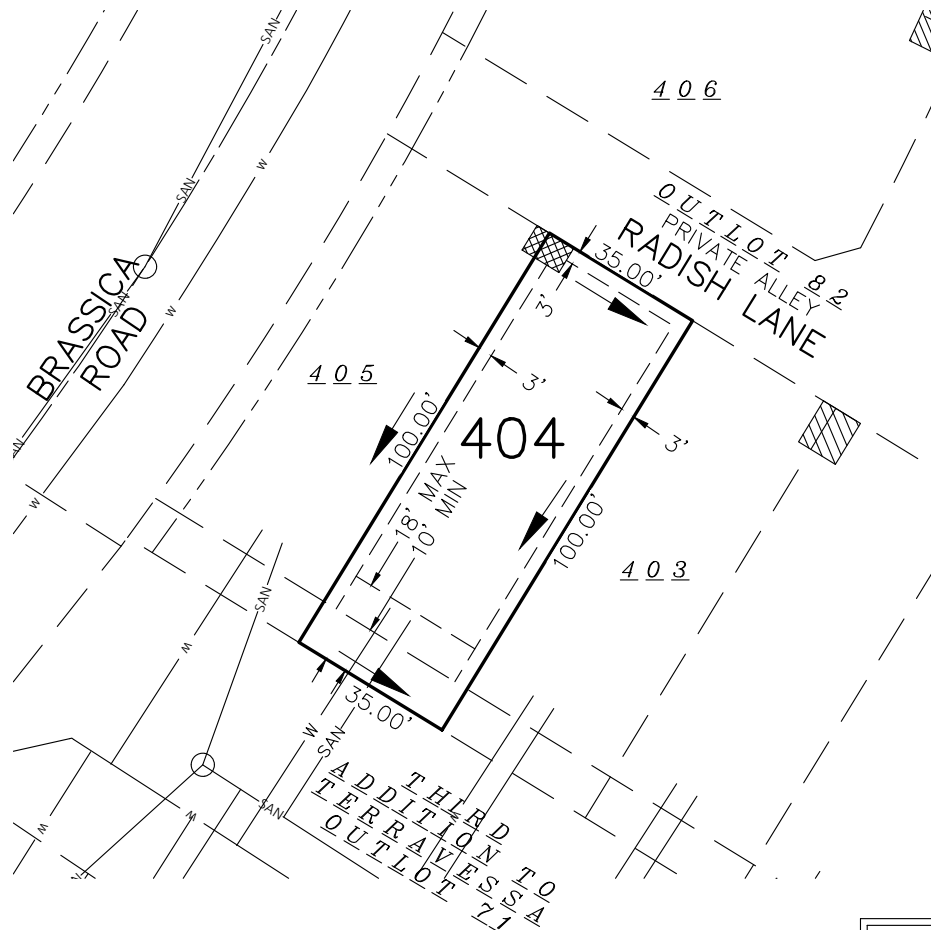
\\BSE1921\Final Plat\2023\BSE1921FP-FOURTHv20 Sales.dwg

LOT 403
 FOURTH ADDITION TO TERRAVESSA
 FITCHBURG LANDS, LLC

DATE 5/8/2024	PROJECT NO. BSE1921-4A
SCALE 1"=40'	
IF THIS BAR DOES NOT MEASURE 1" THEN DRAWING IS NOT TO SCALE	

Burse
 surveying & engineering LLC

2801 International Lane, Suite 101
 Madison, WI 53704 G08.250.9263
 Fax: 608.250.9266
 email: mburse@bse-inc.net
 www.bursesurveyengr.com



LEGEND

- SURFACE DRAINAGE SWALE DIRECTION
- BUILDING SETBACK LINE
- WATER SERVICE (PROPOSED)
- SANITARY LATERAL (PROPOSED)
- 6' PUBLIC UTILITY BELOW GRADE EASEMENT
- PUBLIC UTILITY EASEMENT
- STREET LIGHT

TYPICAL PUBLIC UTILITY EASEMENT

PUBLIC UTILITY EASEMENT (TYP.) (FOR PEDESTALS)

Private Alley

TRANSECT ZONE: T4
 LOT SQUARE FOOTAGE: 3,500 SQ. FT.
 BLDG. ENV. WIDTH AT PRIMARY SETBACK: 29.00'

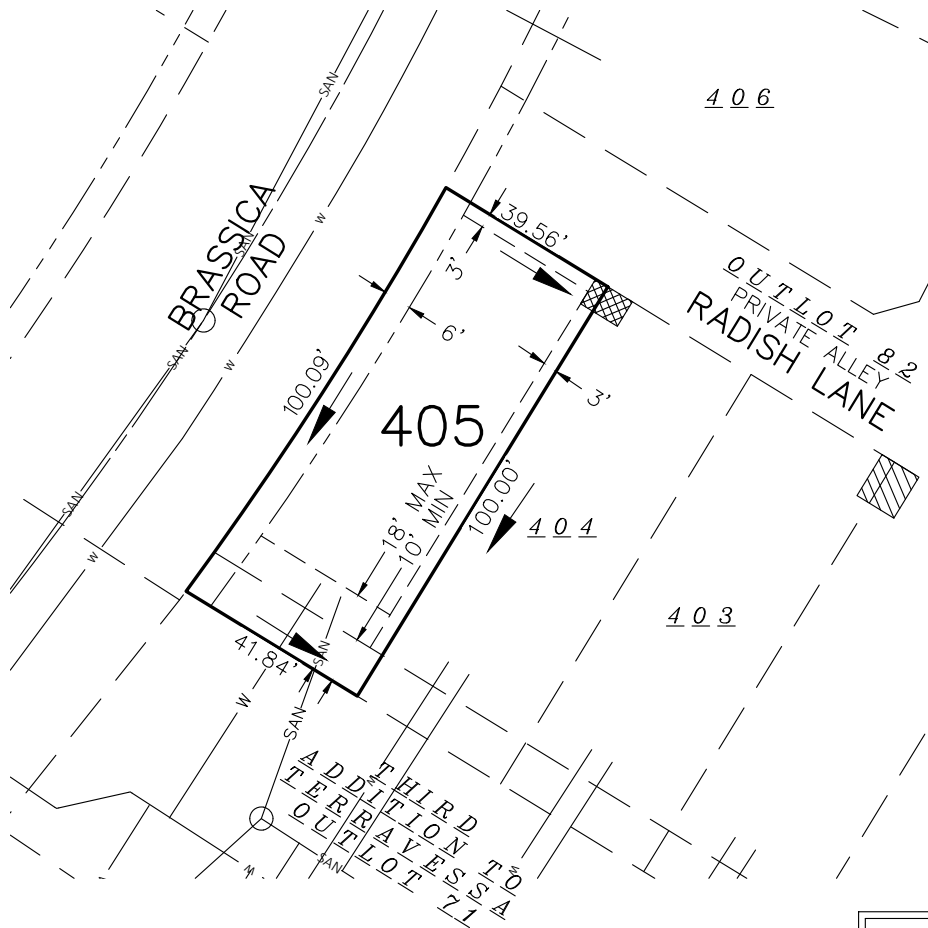
\\BSE1921\Final Plat\2023\BSE1921FP-FOURTHv20 Sales.dwg

LOT 404
 FOURTH ADDITION TO TERRAVESSA
 FITCHBURG LANDS, LLC

DATE 5/8/2024	PROJECT NO. BSE1921-4A
SCALE 1"=40'	
IF THIS BAR DOES NOT MEASURE 1" THEN DRAWING IS NOT TO SCALE	

Burse
 surveying & engineering ^{LLC}

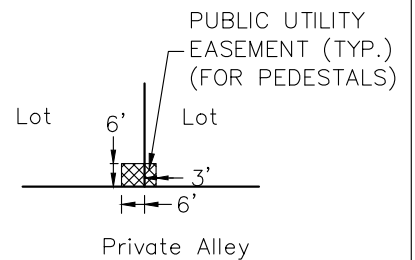
2801 International Lane, Suite 101
 Madison, WI 53704 G08.250.9263
 Fax: G08.250.9266
 email: mburse@bse-inc.net
 www.bursesurveyengr.com



LEGEND

- SURFACE DRAINAGE SWALE DIRECTION
- BUILDING SETBACK LINE
- WATER SERVICE (PROPOSED)
- SANITARY LATERAL (PROPOSED)
- 6' PUBLIC UTILITY BELOW GRADE EASEMENT
- PUBLIC UTILITY EASEMENT
- STREET LIGHT

TYPICAL PUBLIC UTILITY EASEMENT



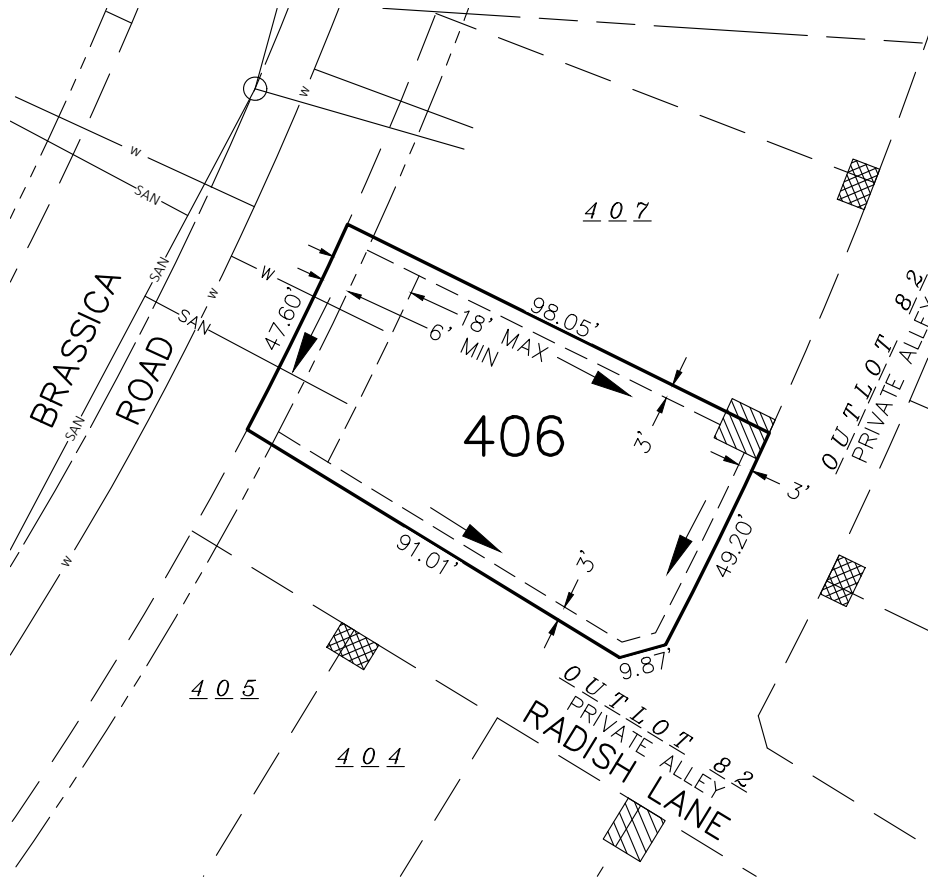
TRANSECT ZONE: T4
 LOT SQUARE FOOTAGE: 3,970 SQ. FT.
 BLDG. ENV. WIDTH AT PRIMARY SETBACK: 32.05'

\\BSE1921\Final Plat\2023\BSE1921FP-FOURTHv20 Sales.dwg

LOT 405
 FOURTH ADDITION TO TERRAVESSA
 FITCHBURG LANDS, LLC

DATE 5/8/2024	PROJECT NO. BSE1921-4A
SCALE 1"=40'	
IF THIS BAR DOES NOT MEASURE 1" THEN DRAWING IS NOT TO SCALE	

Burse
 surveying & engineering ^{LLC}
 2801 International Lane, Suite 101
 Madison, WI 53704 G08.250.9263
 Fax: G08.250.9266
 email: mburse@bse-inc.net
 www.bursesurveyengr.com



LEGEND

- SURFACE DRAINAGE SWALE DIRECTION
- BUILDING SETBACK LINE
- WATER SERVICE (PROPOSED)
- SANITARY LATERAL (PROPOSED)
- 6' PUBLIC UTILITY BELOW GRADE EASEMENT
- PUBLIC UTILITY EASEMENT
- STREET LIGHT

TYPICAL PUBLIC UTILITY EASEMENT

PUBLIC UTILITY EASEMENT (TYP.) (FOR TRANSFORMERS AND PEDESTALS)

TRANSECT ZONE: T4
 LOT SQUARE FOOTAGE: 5,072 SQ. FT.
 BLDG. ENV. WIDTH AT PRIMARY SETBACK: 42.13'

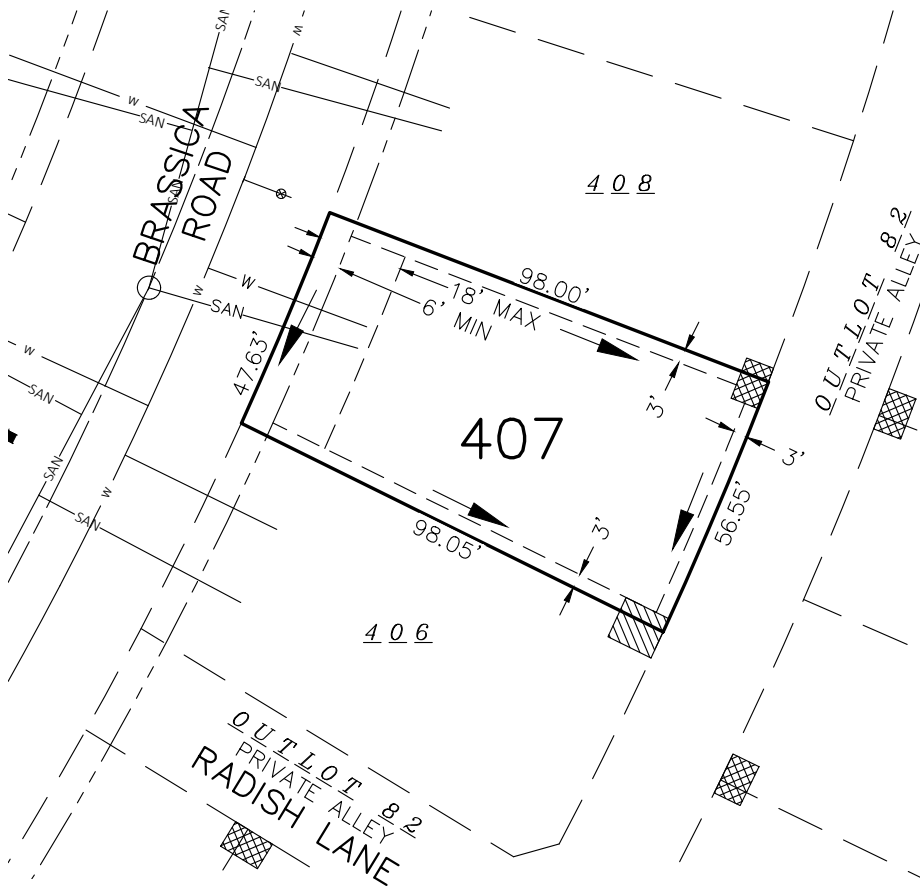
\\BSE1921\Final Plat\2023\BSE1921FP-FOURTHv20 Sales.dwg

LOT 406
 FOURTH ADDITION TO TERRAVESSA
 FITCHBURG LANDS, LLC

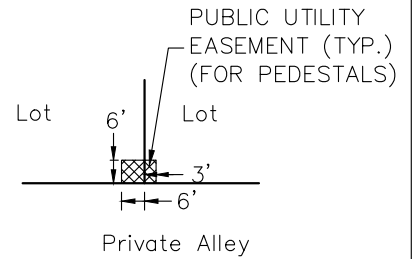
DATE 5/8/2024	PROJECT NO. BSE1921-4A
SCALE 1"=40'	
IF THIS BAR DOES NOT MEASURE 1" THEN DRAWING IS NOT TO SCALE	

Burse
 surveying & engineering ^{LLC}

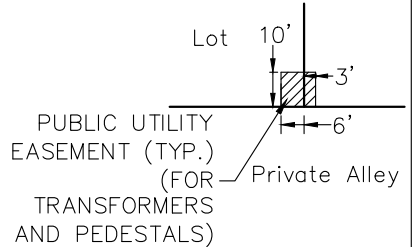
2801 International Lane, Suite 101
 Madison, WI 53704 G08.250.9263
 Fax: 608.250.9266
 email: mburse@bse-inc.net
 www.bursesurveyengr.com



TYPICAL PUBLIC UTILITY EASEMENT



TYPICAL PUBLIC UTILITY EASEMENT



LEGEND

- SURFACE DRAINAGE SWALE DIRECTION
- BUILDING SETBACK LINE
- WATER SERVICE (PROPOSED)
- SANITARY LATERAL (PROPOSED)
- 6' PUBLIC UTILITY BELOW GRADE EASEMENT
- PUBLIC UTILITY EASEMENT
- STREET LIGHT

TRANSECT ZONE: T4
 LOT SQUARE FOOTAGE: 5,105 SQ. FT.
 BLDG. ENV. WIDTH AT PRIMARY SETBACK: 42.17'


\\BSE1921\Final Plat\2023\BSE1921FP-FOURTHv20 Sales.dwg

LOT 407
 FOURTH ADDITION TO TERRAVESSA
 FITCHBURG LANDS, LLC

DATE: 5/8/2024
 PROJECT NO.: BSE1921-4A

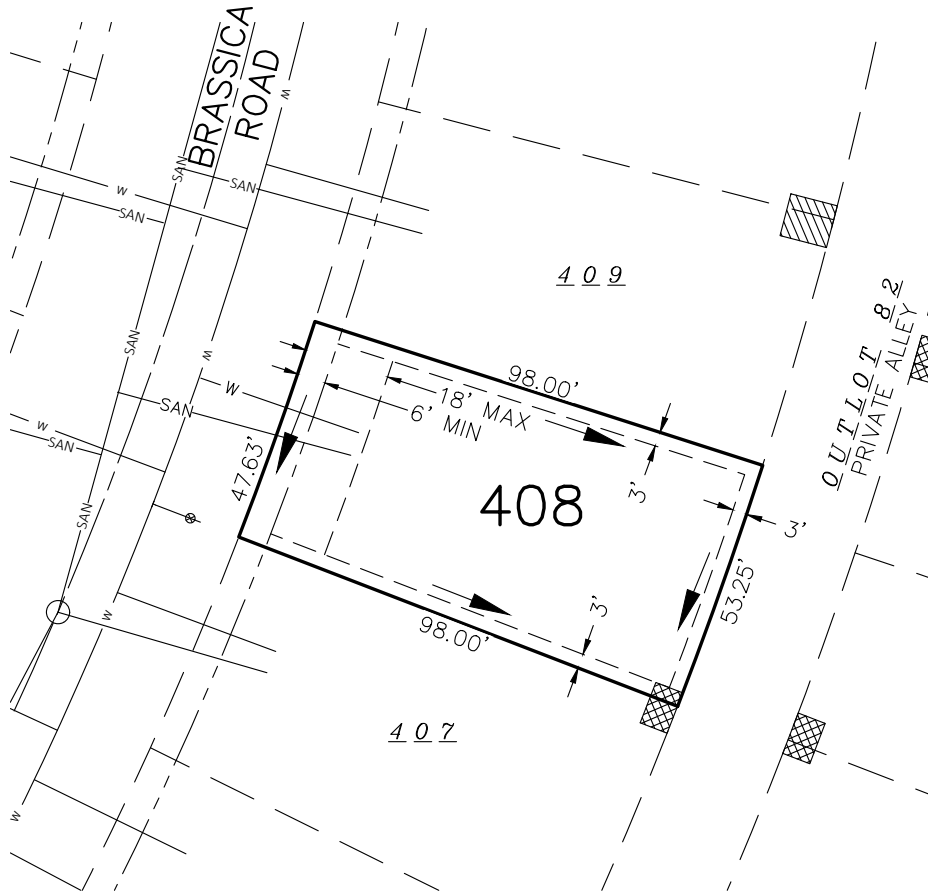
SCALE:
 1"=40'

IF THIS BAR DOES NOT MEASURE 1" THEN DRAWING IS NOT TO SCALE



Burse
 surveying & engineering ^{LLC}

2801 International Lane, Suite 101
 Madison, WI 53704 G08.250.9263
 Fax: 608.250.9266
 email: mburse@bse-inc.net
 www.bursesurveyengr.com



LEGEND

- SURFACE DRAINAGE SWALE DIRECTION
- BUILDING SETBACK LINE
- WATER SERVICE (PROPOSED)
- SANITARY LATERAL (PROPOSED)
- 6' PUBLIC UTILITY BELOW GRADE EASEMENT
- PUBLIC UTILITY EASEMENT
- STREET LIGHT

TYPICAL PUBLIC UTILITY EASEMENT

PUBLIC UTILITY EASEMENT (TYP.) (FOR PEDESTALS)

Lot

6'

3'

6'

Private Alley

TRANSECT ZONE: T4
 LOT SQUARE FOOTAGE: 4,943 SQ. FT.
 BLDG. ENV. WIDTH AT PRIMARY SETBACK: 41.97'

\\BSE1921\Final Plat\2023\BSE1921FP-FOURTHv20 Sales.dwg

LOT 408
 FOURTH ADDITION TO TERRAVESSA
 FITCHBURG LANDS, LLC

DATE 5/8/2024	PROJECT NO. BSE1921-4A
SCALE 1"=40'	
IF THIS BAR DOES NOT MEASURE 1" THEN DRAWING IS NOT TO SCALE	

Burse
 surveying & engineering ^{LLC}

2801 International Lane, Suite 101
 Madison, WI 53704 G08.250.9263
 Fax: G08.250.9266
 email: mburse@bse-inc.net
 www.bursesurveyengr.com



LEGEND

- SURFACE DRAINAGE SWALE DIRECTION
- BUILDING SETBACK LINE
- WATER SERVICE (PROPOSED)
- SANITARY LATERAL (PROPOSED)
- 6' PUBLIC UTILITY BELOW GRADE EASEMENT
- PUBLIC UTILITY EASEMENT
- STREET LIGHT

TYPICAL PUBLIC UTILITY EASEMENT

PUBLIC UTILITY EASEMENT (TYP.)
(FOR TRANSFORMERS AND PEDESTALS)

TRANSECT ZONE: T4
 LOT SQUARE FOOTAGE: 4,943 SQ. FT.
 BLDG. ENV. WIDTH AT PRIMARY SETBACK: 41.97'

\\BSE1921\Final Plat\2023\BSE1921FP-FOURTHv20 Sales.dwg

LOT 409
 FOURTH ADDITION TO TERRAVESSA
 FITCHBURG LANDS, LLC

DATE 5/8/2024	PROJECT NO. BSE1921-4A
SCALE 1"=40'	
IF THIS BAR DOES NOT MEASURE 1" THEN DRAWING IS NOT TO SCALE	

Burse
 surveying & engineering ^{LLC}

2801 International Lane, Suite 101
 Madison, WI 53704 608.250.9263
 Fax: 608.250.9266
 email: mburse@bse-inc.net
 www.bursesurveyengr.com



LEGEND

- SURFACE DRAINAGE SWALE DIRECTION
- BUILDING SETBACK LINE
- WATER SERVICE (PROPOSED)
- SANITARY LATERAL (PROPOSED)
- 6' PUBLIC UTILITY BELOW GRADE EASEMENT
- PUBLIC UTILITY EASEMENT
- STREET LIGHT

TYPICAL PUBLIC UTILITY EASEMENT

Lot 10'
3'
6'
Private Alley
PUBLIC UTILITY EASEMENT (TYP.)
(FOR TRANSFORMERS AND PEDESTALS)

TRANSECT ZONE: T4
 LOT SQUARE FOOTAGE: 4,943 SQ. FT.
 BLDG. ENV. WIDTH AT PRIMARY SETBACK: 41.97'

\\BSE1921\Final Plat\2023\BSE1921FP-FOURTHv20 Sales.dwg

LOT 410
 FOURTH ADDITION TO TERRAVESSA
 FITCHBURG LANDS, LLC

DATE 5/8/2024	PROJECT NO. BSE1921-4A
SCALE 1"=40'	
IF THIS BAR DOES NOT MEASURE 1" THEN DRAWING IS NOT TO SCALE	

Burse
 surveying & engineering ^{LLC}

2801 International Lane, Suite 101
 Madison, WI 53704 608.250.9263
 Fax: 608.250.9266
 email: mburse@bse-inc.net
 www.bursesurveyengr.com



LEGEND

- SURFACE DRAINAGE SWALE DIRECTION
- BUILDING SETBACK LINE
- WATER SERVICE (PROPOSED)
- SANITARY LATERAL (PROPOSED)
- 6' PUBLIC UTILITY BELOW GRADE EASEMENT
- PUBLIC UTILITY EASEMENT
- STREET LIGHT

TYPICAL PUBLIC UTILITY EASEMENT

PUBLIC UTILITY EASEMENT (TYP.) (FOR TRANSFORMERS AND PEDESTALS)

TRANSECT ZONE: T4
 LOT SQUARE FOOTAGE: 4,665 SQ. FT.
 BLDG. ENV. WIDTH AT PRIMARY SETBACK: 41.61'

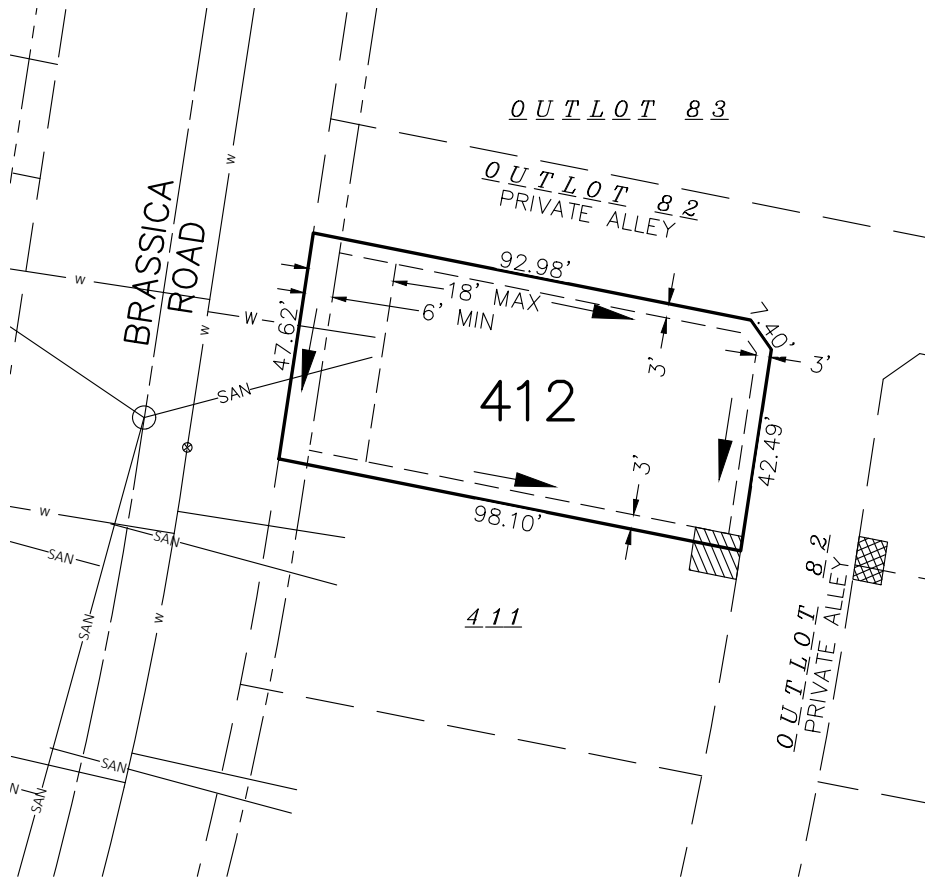
\\BSE1921\Final Plat\2023\BSE1921FP-FOURTHv20 Sales.dwg

LOT 411
 FOURTH ADDITION TO TERRAVESSA
 FITCHBURG LANDS, LLC

DATE 5/8/2024	PROJECT NO. BSE1921-4A
SCALE 1"=40'	
IF THIS BAR DOES NOT MEASURE 1" THEN DRAWING IS NOT TO SCALE	

Burse
 surveying & engineering ^{LLC}

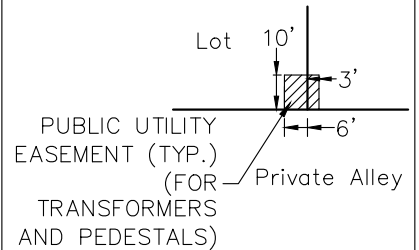
2801 International Lane, Suite 101
 Madison, WI 53704 G08.250.9263
 Fax: G08.250.9266
 email: mburse@bse-inc.net
 www.bursesurveyengr.com



LEGEND

- SURFACE DRAINAGE SWALE DIRECTION
- BUILDING SETBACK LINE
- WATER SERVICE (PROPOSED)
- SANITARY LATERAL (PROPOSED)
- 6' PUBLIC UTILITY BELOW GRADE EASEMENT
- PUBLIC UTILITY EASEMENT
- STREET LIGHT

TYPICAL PUBLIC UTILITY EASEMENT



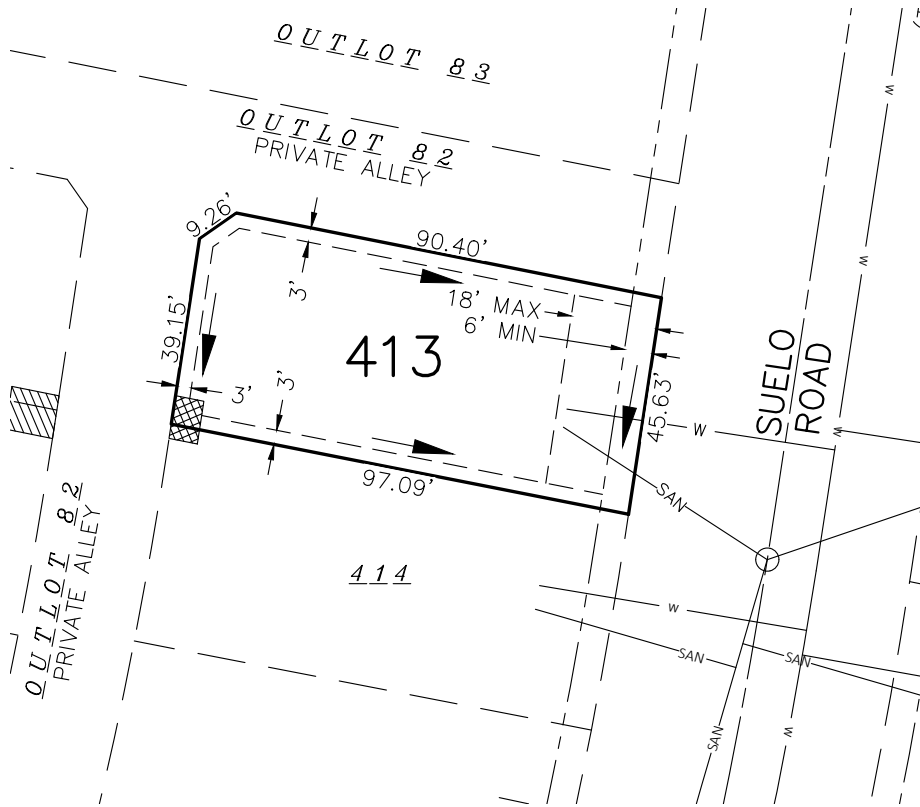
TRANSECT ZONE: T4
 LOT SQUARE FOOTAGE: 4,653 SQ. FT.
 BLDG. ENV. WIDTH AT PRIMARY SETBACK: 41.61'

\\BSE1921\Final Plat\2023\BSE1921FP-FOURTHv20 Sales.dwg

LOT 412
 FOURTH ADDITION TO TERRAVESSA
 FITCHBURG LANDS, LLC

DATE 5/8/2024	PROJECT NO. BSE1921-4A
SCALE 1"=40'	
IF THIS BAR DOES NOT MEASURE 1" THEN DRAWING IS NOT TO SCALE	

Burse
 surveying & engineering ^{LLC}
 2801 International Lane, Suite 101
 Madison, WI 53704 G08.250.9263
 Fax: 608.250.9266
 email: mburse@bse-inc.net
 www.bursesurveyengr.com



LEGEND

- SURFACE DRAINAGE SWALE DIRECTION
- BUILDING SETBACK LINE
- WATER SERVICE (PROPOSED)
- SANITARY LATERAL (PROPOSED)
- 6' PUBLIC UTILITY BELOW GRADE EASEMENT
- PUBLIC UTILITY EASEMENT
- STREET LIGHT

TYPICAL PUBLIC UTILITY EASEMENT

PUBLIC UTILITY EASEMENT (TYP.) (FOR PEDESTALS)

Lot 6' Lot

Private Alley

TRANSECT ZONE: T4
 LOT SQUARE FOOTAGE: 4,414 SQ. FT.
 BLDG. ENV. WIDTH AT PRIMARY SETBACK: 39.64'

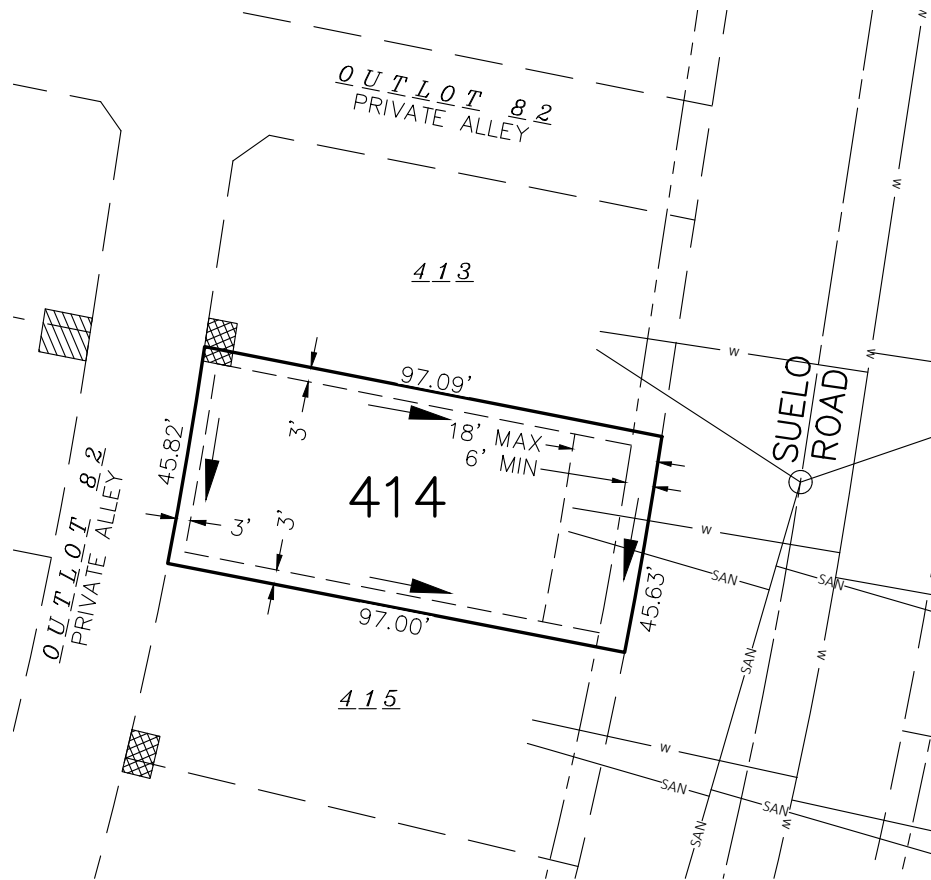
\\BSE1921\Final Plat\2023\BSE1921FP-FOURTHv20 Sales.dwg

LOT 413
 FOURTH ADDITION TO TERRAVESSA
 FITCHBURG LANDS, LLC

DATE 5/8/2024	PROJECT NO. BSE1921-4A
SCALE 1"=40'	
IF THIS BAR DOES NOT MEASURE 1" THEN DRAWING IS NOT TO SCALE	

Burse
 surveying & engineering ^{LLC}

2801 International Lane, Suite 101
 Madison, WI 53704 G08.250.9263
 Fax: G08.250.9266
 email: mburse@bse-inc.net
 www.bursesurveyengr.com



LEGEND

- SURFACE DRAINAGE SWALE DIRECTION
- BUILDING SETBACK LINE
- WATER SERVICE (PROPOSED)
- SANITARY LATERAL (PROPOSED)
- 6' PUBLIC UTILITY BELOW GRADE EASEMENT
- PUBLIC UTILITY EASEMENT
- STREET LIGHT

TYPICAL PUBLIC UTILITY EASEMENT

PUBLIC UTILITY EASEMENT (TYP.) (FOR PEDESTALS)

Lot 6' Lot

Private Alley 3' 6'

TRANSECT ZONE: T4
 LOT SQUARE FOOTAGE: 4,435 SQ. FT.
 BLDG. ENV. WIDTH AT PRIMARY SETBACK: 39.64'

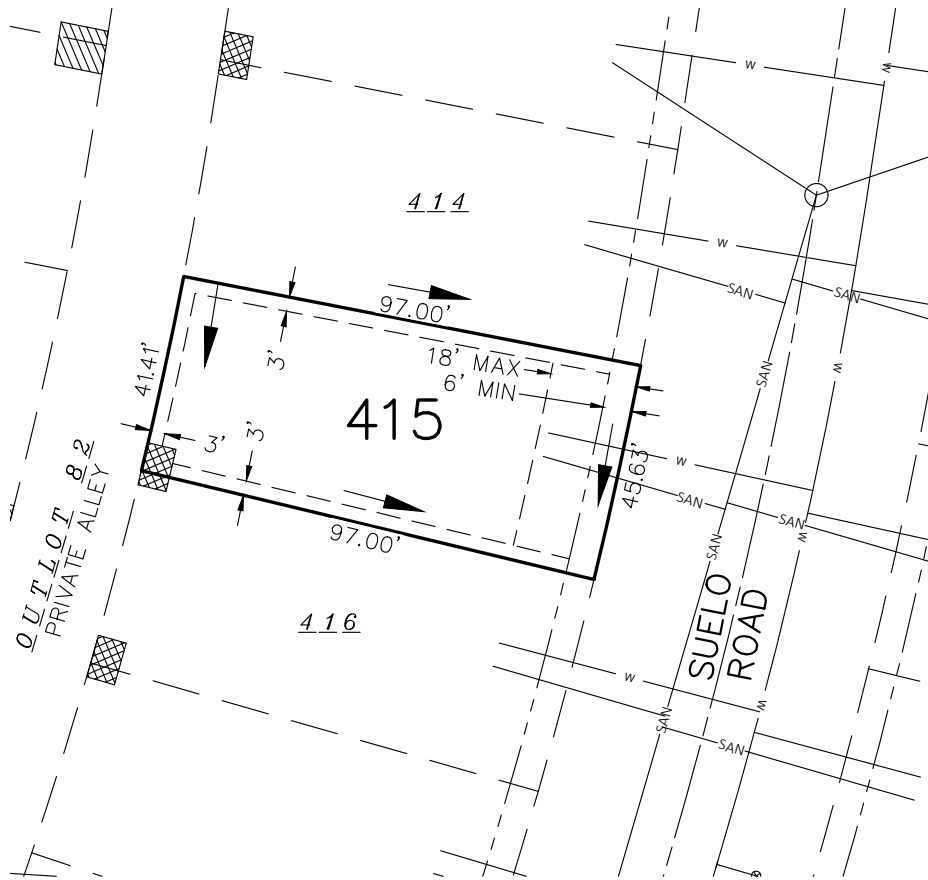
\\BSE1921\Final Plat\2023\BSE1921FP-FOURTHv20 Sales.dwg

LOT 414
 FOURTH ADDITION TO TERRAVESSA
 FITCHBURG LANDS, LLC

DATE 5/8/2024	PROJECT NO. BSE1921-4A
SCALE 1"=40'	
IF THIS BAR DOES NOT MEASURE 1" THEN DRAWING IS NOT TO SCALE	

Burse
 surveying & engineering ^{LLC}

2801 International Lane, Suite 101
 Madison, WI 53704 G08.250.9263
 Fax: 608.250.9266
 email: mburse@bse-inc.net
 www.bursesurveyengr.com



LEGEND

- SURFACE DRAINAGE SWALE DIRECTION
- BUILDING SETBACK LINE
- WATER SERVICE (PROPOSED)
- SANITARY LATERAL (PROPOSED)
- 6' PUBLIC UTILITY BELOW GRADE EASEMENT
- PUBLIC UTILITY EASEMENT
- STREET LIGHT

TYPICAL PUBLIC UTILITY EASEMENT

PUBLIC UTILITY EASEMENT (TYP.) (FOR PEDESTALS)

Lot

6'

3'

6'

Private Alley

TRANSECT ZONE: T4
 LOT SQUARE FOOTAGE: 4,222 SQ. FT.
 BLDG. ENV. WIDTH AT PRIMARY SETBACK: 39.37'

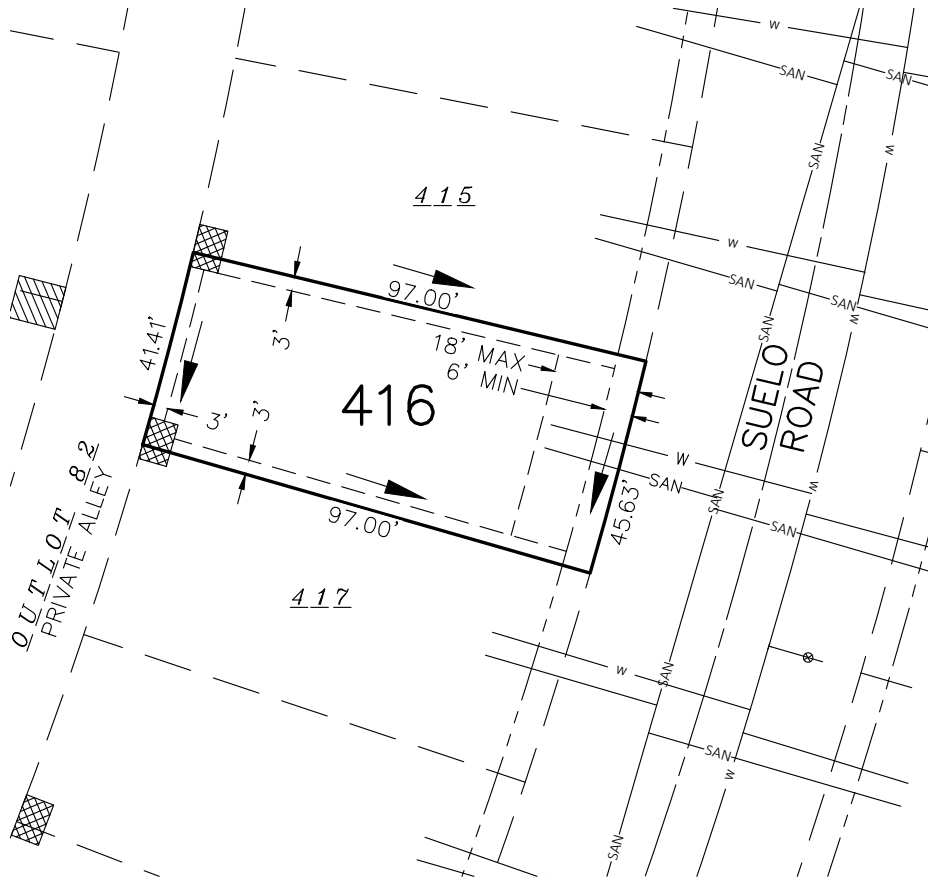
\\BSE1921\Final Plat\2023\BSE1921FP-FOURTHv20 Sales.dwg

LOT 415
 FOURTH ADDITION TO TERRAVESSA
 FITCHBURG LANDS, LLC

DATE 5/8/2024	PROJECT NO. BSE1921-4A
SCALE 1"=40'	
IF THIS BAR DOES NOT MEASURE 1" THEN DRAWING IS NOT TO SCALE	

Burse
 surveying & engineering ^{LLC}

2801 International Lane, Suite 101
 Madison, WI 53704 G08.250.9263
 Fax: G08.250.9266
 email: mburse@bse-inc.net
 www.bursesurveyengr.com



LEGEND

- SURFACE DRAINAGE SWALE DIRECTION
- BUILDING SETBACK LINE
- WATER SERVICE (PROPOSED)
- SANITARY LATERAL (PROPOSED)
- 6' PUBLIC UTILITY BELOW GRADE EASEMENT
- PUBLIC UTILITY EASEMENT
- STREET LIGHT

TYPICAL PUBLIC UTILITY EASEMENT

PUBLIC UTILITY EASEMENT (TYP.) (FOR PEDESTALS)

Lot 6' Lot

Private Alley 3' 6'

TRANSECT ZONE: T4
 LOT SQUARE FOOTAGE: 4,222 SQ. FT.
 BLDG. ENV. WIDTH AT PRIMARY SETBACK: 39.37'

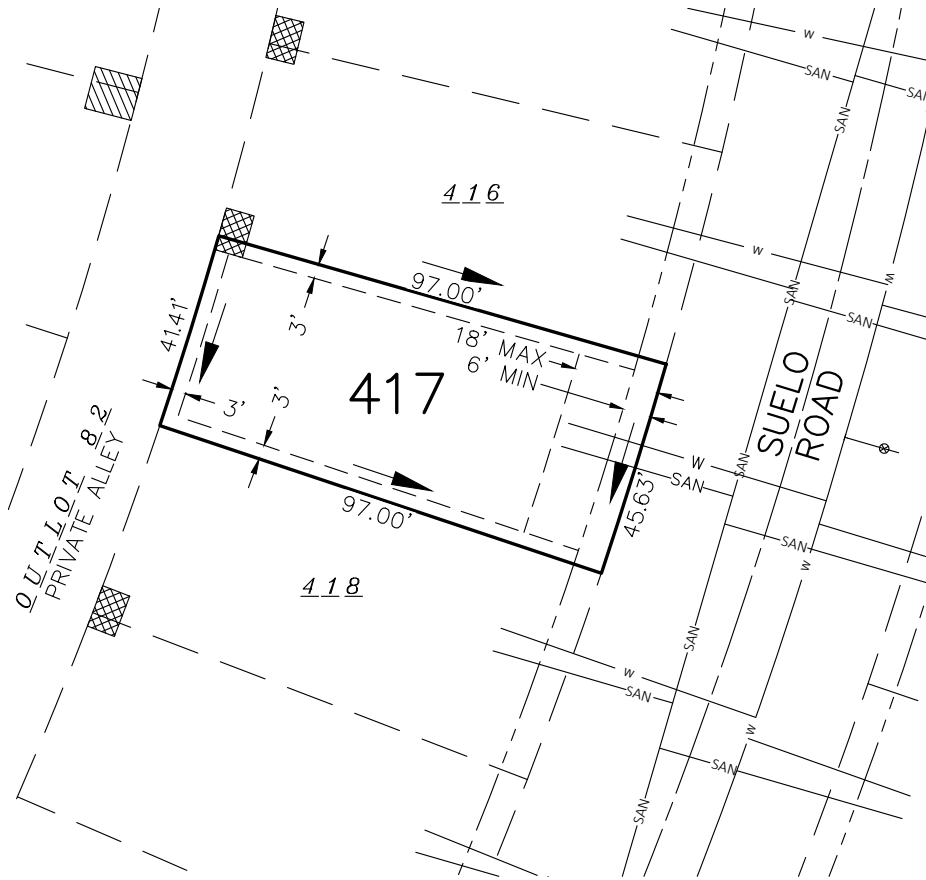
\\BSE1921\Final Plat\2023\BSE1921FP-FOURTHv20 Sales.dwg

LOT 416
 FOURTH ADDITION TO TERRAVESSA
 FITCHBURG LANDS, LLC

DATE 5/8/2024	PROJECT NO. BSE1921-4A
SCALE 1"=40'	
IF THIS BAR DOES NOT MEASURE 1" THEN DRAWING IS NOT TO SCALE	

Burse
 surveying & engineering ^{LLC}

2801 International Lane, Suite 101
 Madison, WI 53704 G08.250.9263
 Fax: 608.250.9266
 email: mburse@bse-inc.net
 www.bursesurveyengr.com



LEGEND

- SURFACE DRAINAGE SWALE DIRECTION
- BUILDING SETBACK LINE
- WATER SERVICE (PROPOSED)
- SANITARY LATERAL (PROPOSED)
- 6' PUBLIC UTILITY BELOW GRADE EASEMENT
- PUBLIC UTILITY EASEMENT
- STREET LIGHT

TYPICAL PUBLIC UTILITY EASEMENT

PUBLIC UTILITY EASEMENT (TYP.) (FOR PEDESTALS)

Lot

6'

3'

6'

Private Alley

TRANSECT ZONE: T4
 LOT SQUARE FOOTAGE: 4,222 SQ. FT.
 BLDG. ENV. WIDTH AT PRIMARY SETBACK: 39.37'

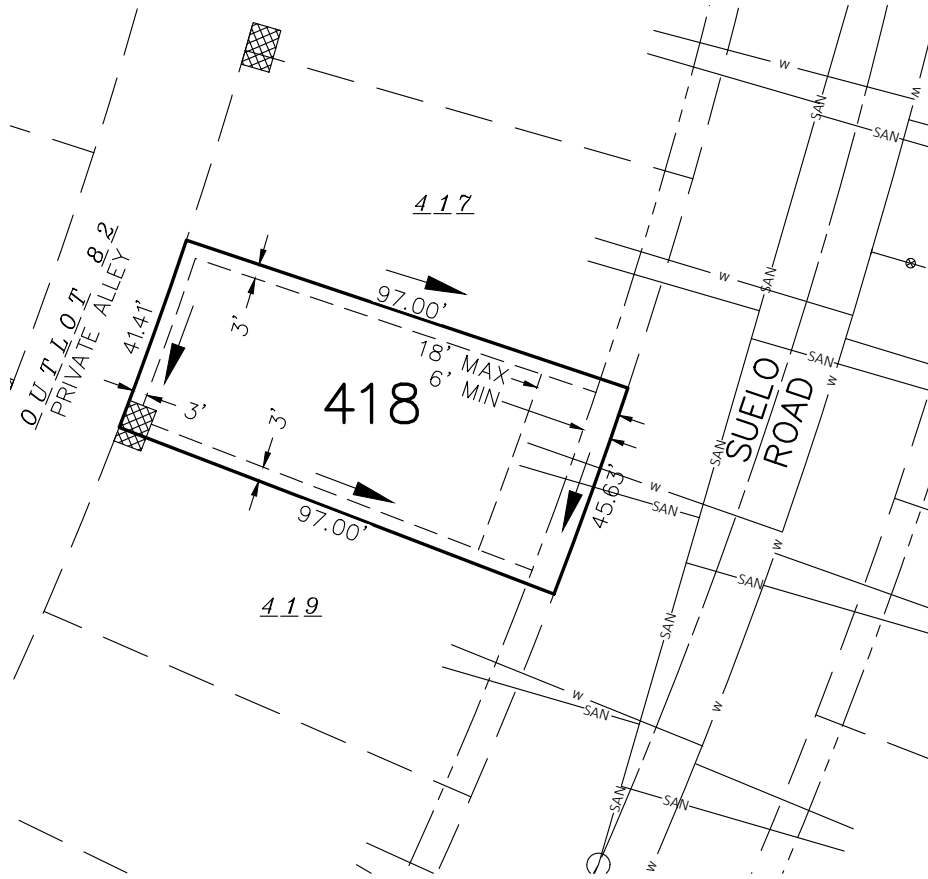
\\BSE1921\Final Plat\2023\BSE1921FP-FOURTHv20 Sales.dwg

LOT 417
 FOURTH ADDITION TO TERRAVESSA
 FITCHBURG LANDS, LLC

DATE 5/8/2024	PROJECT NO. BSE1921-4A
SCALE 1"=40'	
IF THIS BAR DOES NOT MEASURE 1" THEN DRAWING IS NOT TO SCALE	

Burse
 surveying & engineering ^{LLC}

2801 International Lane, Suite 101
 Madison, WI 53704 G08.250.9263
 Fax: G08.250.9266
 email: mburse@bse-inc.net
 www.bursesurveyengr.com



LEGEND

- SURFACE DRAINAGE SWALE DIRECTION
- BUILDING SETBACK LINE
- WATER SERVICE (PROPOSED)
- SANITARY LATERAL (PROPOSED)
- 6' PUBLIC UTILITY BELOW GRADE EASEMENT
- PUBLIC UTILITY EASEMENT
- STREET LIGHT

TYPICAL PUBLIC UTILITY EASEMENT

PUBLIC UTILITY EASEMENT (TYP.) (FOR PEDESTALS)

Private Alley

TRANSECT ZONE: T4
 LOT SQUARE FOOTAGE: 4,222 SQ. FT.
 BLDG. ENV. WIDTH AT PRIMARY SETBACK: 39.37'

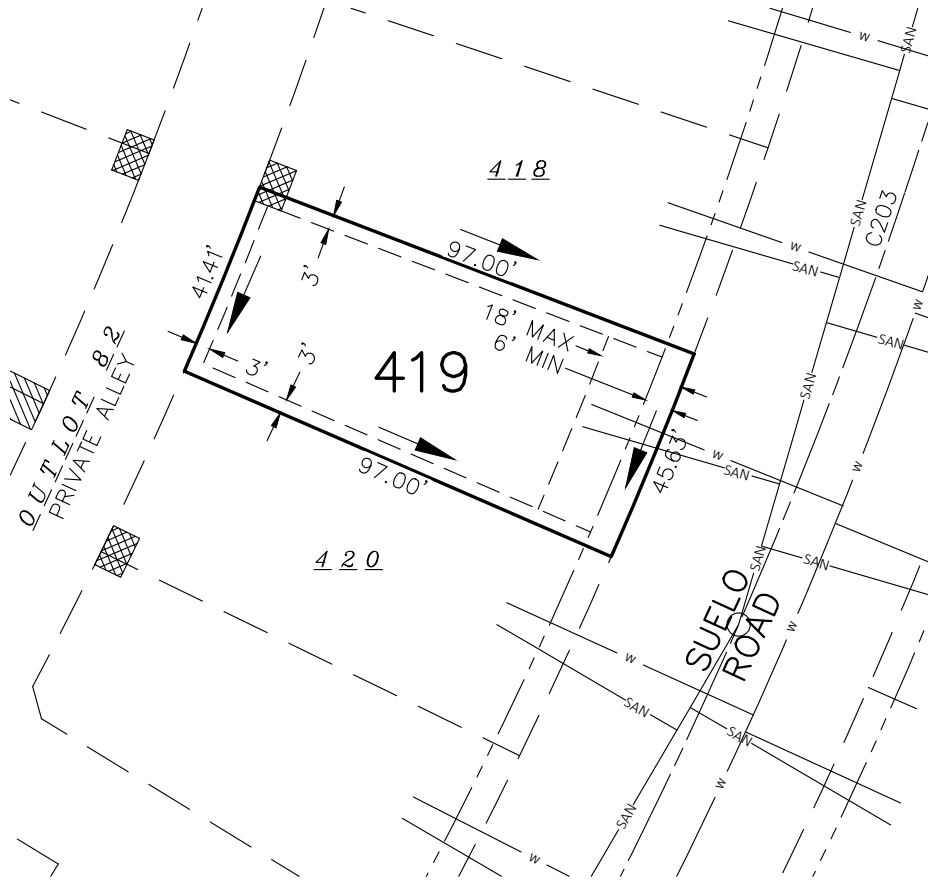
\\BSE1921\Final Plat\2023\BSE1921FP-FOURTHv20 Sales.dwg

LOT 418
 FOURTH ADDITION TO TERRAVESSA
 FITCHBURG LANDS, LLC

DATE 5/8/2024	PROJECT NO. BSE1921-4A
SCALE 1"=40'	
IF THIS BAR DOES NOT MEASURE 1" THEN DRAWING IS NOT TO SCALE	

Burse
 surveying & engineering ^{LLC}

2801 International Lane, Suite 101
 Madison, WI 53704 G08.250.9263
 Fax: G08.250.9266
 email: mburse@bse-inc.net
 www.bursesurveyengr.com



LEGEND

- SURFACE DRAINAGE SWALE DIRECTION
- BUILDING SETBACK LINE
- WATER SERVICE (PROPOSED)
- SANITARY LATERAL (PROPOSED)
- 6' PUBLIC UTILITY BELOW GRADE EASEMENT
- PUBLIC UTILITY EASEMENT
- STREET LIGHT

TYPICAL PUBLIC UTILITY EASEMENT

PUBLIC UTILITY EASEMENT (TYP.) (FOR PEDESTALS)

Private Alley

TRANSECT ZONE: T4
 LOT SQUARE FOOTAGE: 4,222 SQ. FT.
 BLDG. ENV. WIDTH AT PRIMARY SETBACK: 39.37'

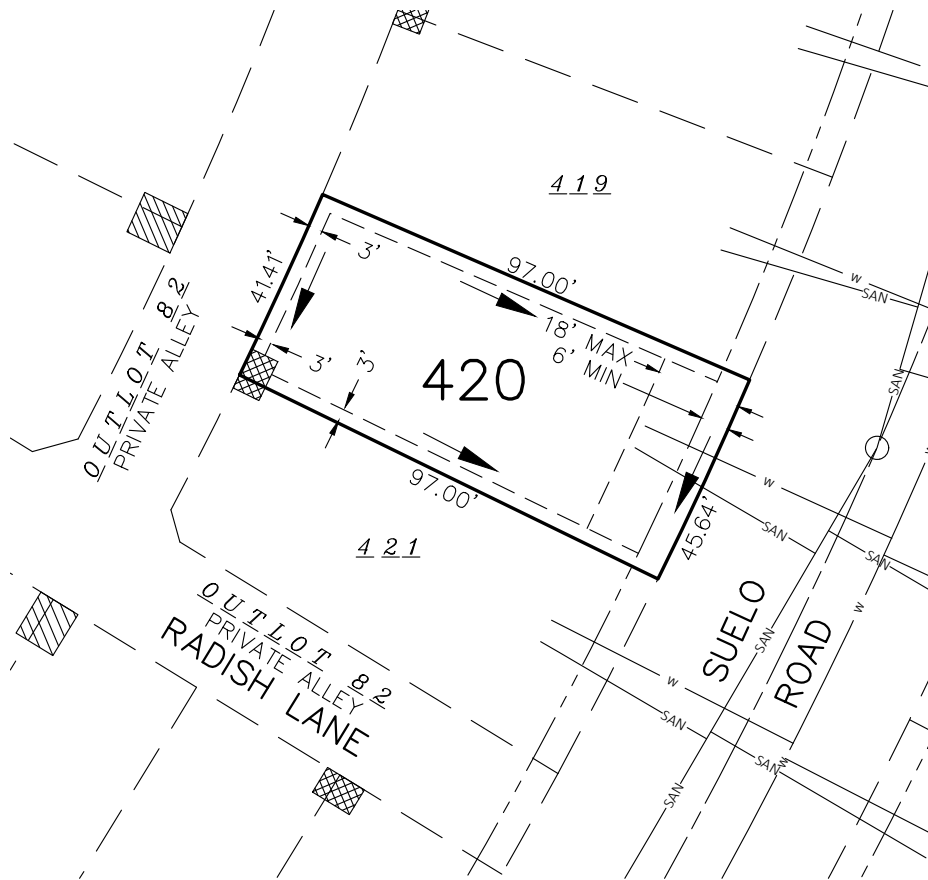
\\BSE1921\Final Plat\2023\BSE1921FP-FOURTHv20 Sales.dwg

LOT 419
 FOURTH ADDITION TO TERRAVESSA
 FITCHBURG LANDS, LLC

DATE 5/8/2024	PROJECT NO. BSE1921-4A
SCALE 1"=40'	
IF THIS BAR DOES NOT MEASURE 1" THEN DRAWING IS NOT TO SCALE	

Burse
 surveying & engineering ^{LLC}

2801 International Lane, Suite 101
 Madison, WI 53704 G08.250.9263
 Fax: G08.250.9266
 email: mburse@bse-inc.net
 www.bursesurveyengr.com



LEGEND

- SURFACE DRAINAGE SWALE DIRECTION
- BUILDING SETBACK LINE
- WATER SERVICE (PROPOSED)
- SANITARY LATERAL (PROPOSED)
- 6' PUBLIC UTILITY BELOW GRADE EASEMENT
- PUBLIC UTILITY EASEMENT
- STREET LIGHT

TYPICAL PUBLIC UTILITY EASEMENT

PUBLIC UTILITY EASEMENT (TYP.) (FOR PEDESTALS)

Lot 6' Lot 3' Private Alley 6'

TRANSECT ZONE: T4
 LOT SQUARE FOOTAGE: 4,222 SQ. FT.
 BLDG. ENV. WIDTH AT PRIMARY SETBACK: 39.37'

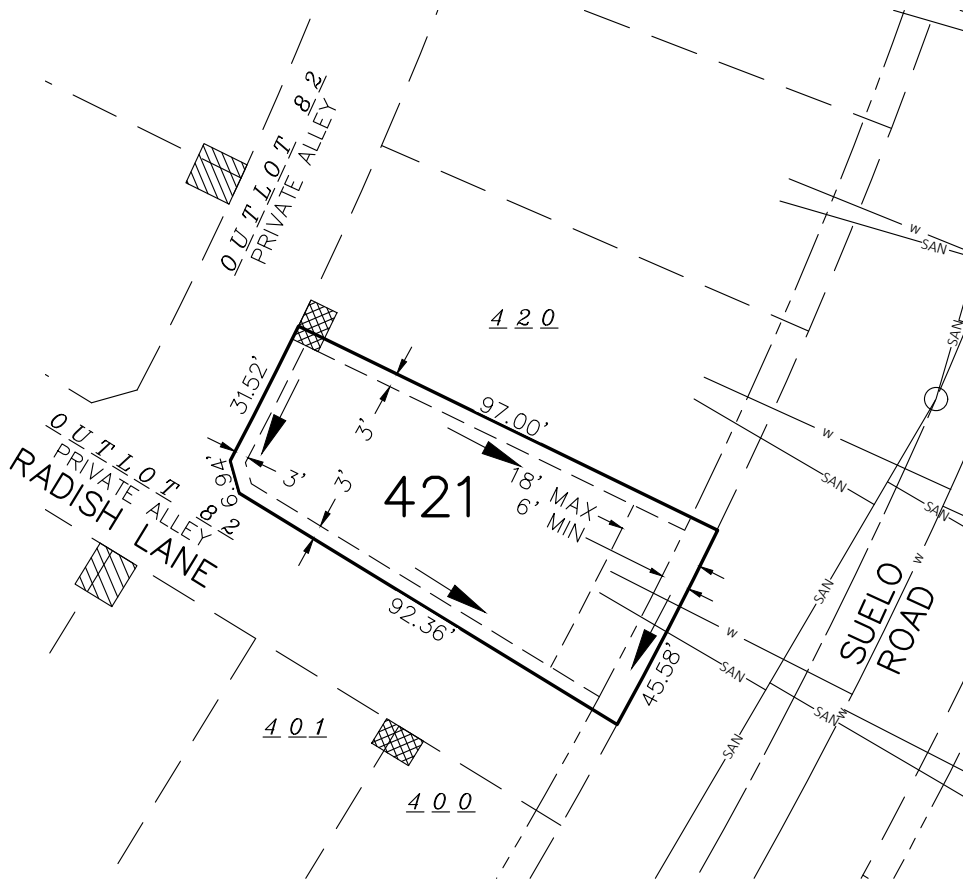
\\BSE1921\Final Plat\2023\BSE1921FP-FOURTHv20 Sales.dwg

LOT 420
 FOURTH ADDITION TO TERRAVESSA
 FITCHBURG LANDS, LLC

DATE 5/8/2024	PROJECT NO. BSE1921-4A
SCALE 1"=40'	
IF THIS BAR DOES NOT MEASURE 1" THEN DRAWING IS NOT TO SCALE	

Burse
 surveying & engineering ^{LLC}

2801 International Lane, Suite 101
 Madison, WI 53704 608.250.9263
 Fax: 608.250.9266
 email: mburse@bse-inc.net
 www.bursesurveyengr.com



LEGEND

- SURFACE DRAINAGE SWALE DIRECTION
- BUILDING SETBACK LINE
- WATER SERVICE (PROPOSED)
- SANITARY LATERAL (PROPOSED)
- 6' PUBLIC UTILITY BELOW GRADE EASEMENT
- PUBLIC UTILITY EASEMENT
- STREET LIGHT

TYPICAL PUBLIC UTILITY EASEMENT

PUBLIC UTILITY EASEMENT (TYP.) (FOR PEDESTALS)

Lot 6' Lot

3' 6'

Private Alley

TRANSECT ZONE: T4
 LOT SQUARE FOOTAGE: 3,957 SQ. FT.
 BLDG. ENV. WIDTH AT PRIMARY SETBACK: 38.99'

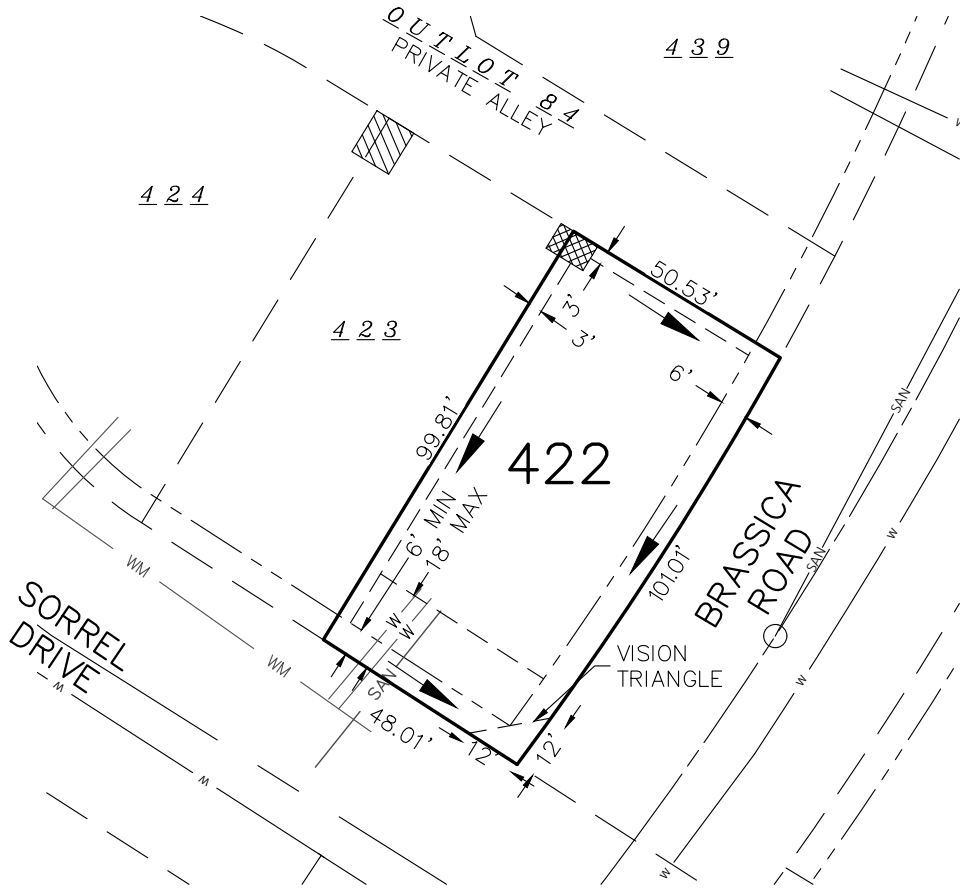
\\BSE1921\Final Plat\2023\BSE1921FP-FOURTHv20 Sales.dwg

LOT 421
 FOURTH ADDITION TO TERRAVESSA
 FITCHBURG LANDS, LLC

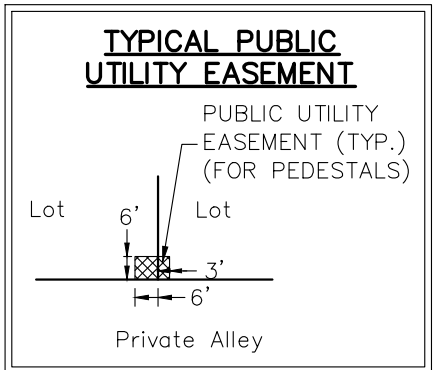
DATE 5/8/2024	PROJECT NO. BSE1921-4A
SCALE 1"=40'	
IF THIS BAR DOES NOT MEASURE 1" THEN DRAWING IS NOT TO SCALE	

Burse
 surveying & engineering ^{LLC}

2801 International Lane, Suite 101
 Madison, WI 53704 G08.250.9263
 Fax: G08.250.9266
 email: mburse@bse-inc.net
 www.bursesurveyengr.com



LEGEND	
	SURFACE DRAINAGE SWALE DIRECTION
	BUILDING SETBACK LINE
	WATER SERVICE (PROPOSED)
	SANITARY LATERAL (PROPOSED)
	6' PUBLIC UTILITY BELOW GRADE EASEMENT
	PUBLIC UTILITY EASEMENT
	STREET LIGHT



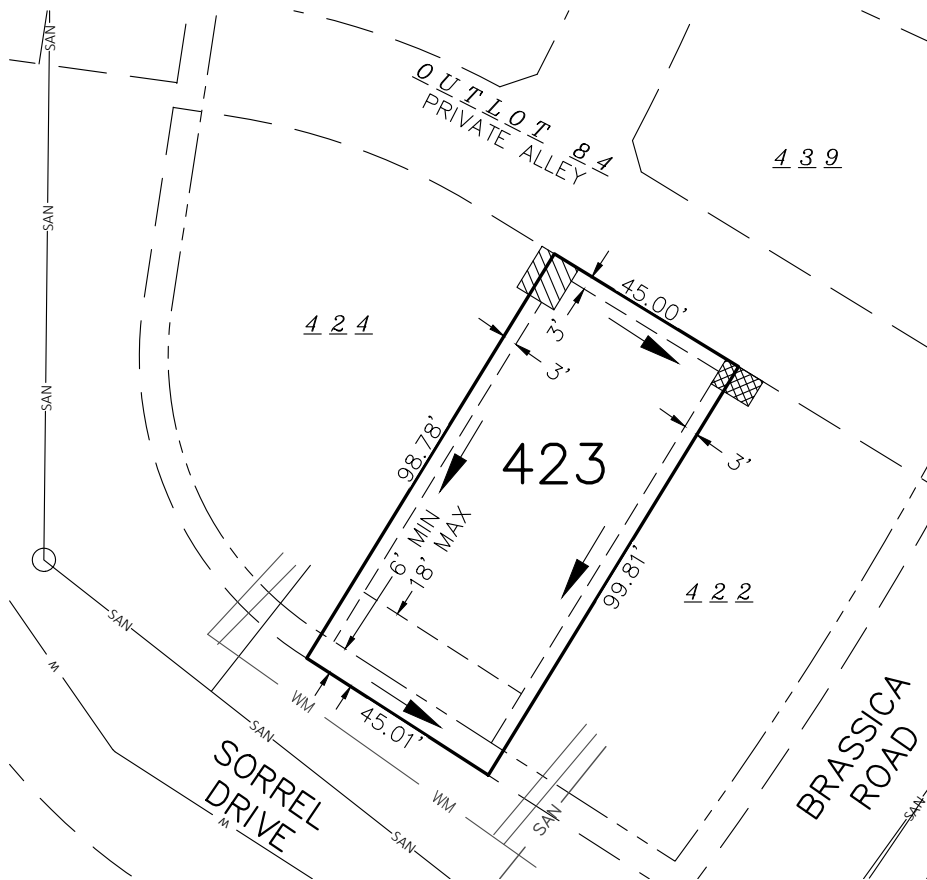
TRANSECT ZONE: T4
 LOT SQUARE FOOTAGE: 5,056 SQ. FT.
 BLDG. ENV. WIDTH AT PRIMARY SETBACK: 39.52'

\\BSE1921\Final Plat\2023\BSE1921FP-FOURTHv20 Sales.dwg

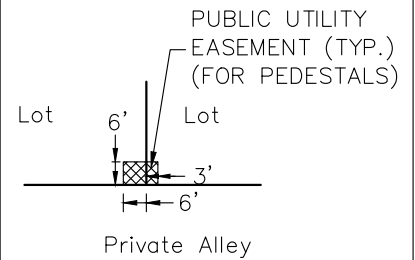
LOT 422
 FOURTH ADDITION TO TERRAVESSA
 FITCHBURG LANDS, LLC

DATE 5/8/2024	PROJECT NO. BSE1921-4A
SCALE 1"=40'	
IF THIS BAR DOES NOT MEASURE 1" THEN DRAWING IS NOT TO SCALE	

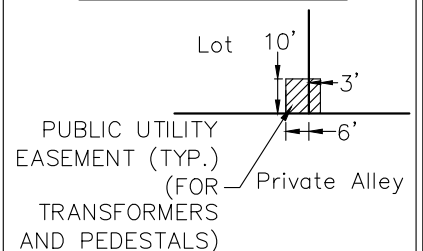
Burse
 surveying & engineering ^{LLC}
 2801 International Lane, Suite 101
 Madison, WI 53704 G08.250.9263
 Fax: G08.250.9266
 email: mburse@bse-inc.net
 www.bursesurveyengr.com



TYPICAL PUBLIC UTILITY EASEMENT



TYPICAL PUBLIC UTILITY EASEMENT



LEGEND

- SURFACE DRAINAGE SWALE DIRECTION
- BUILDING SETBACK LINE
- WATER SERVICE (PROPOSED)
- SANITARY LATERAL (PROPOSED)
- 6' PUBLIC UTILITY BELOW GRADE EASEMENT
- PUBLIC UTILITY EASEMENT
- STREET LIGHT

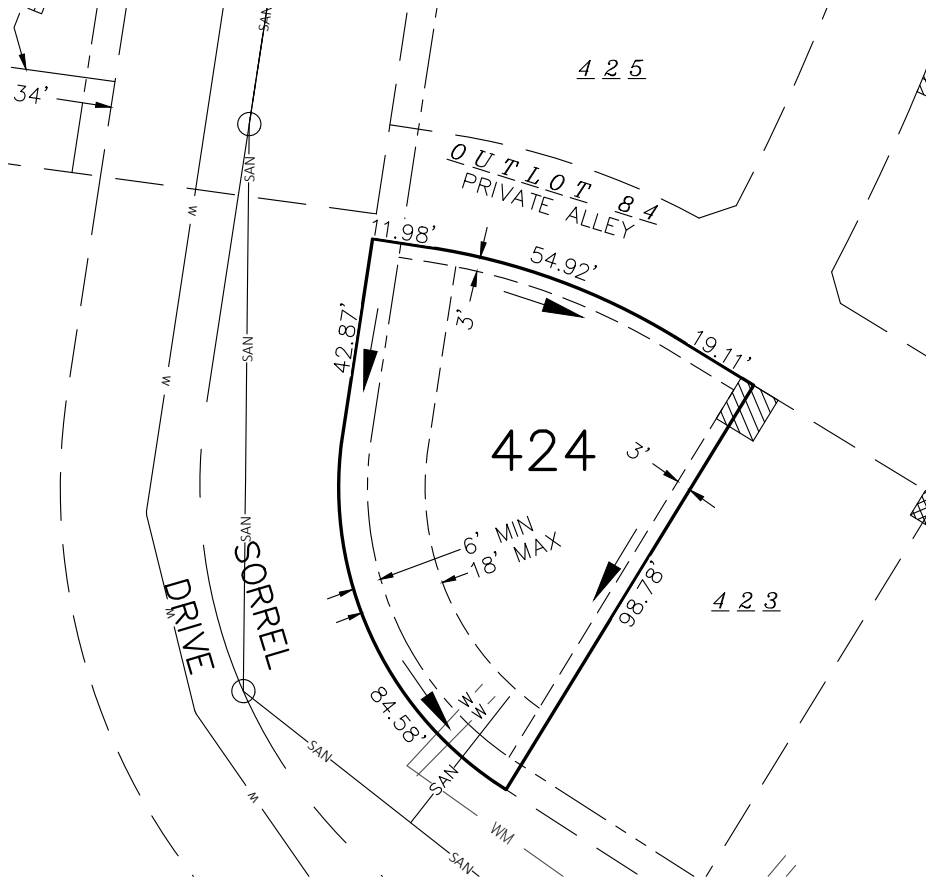
TRANSECT ZONE: T4
 LOT SQUARE FOOTAGE: 4,468 SQ. FT.
 BLDG. ENV. WIDTH AT PRIMARY SETBACK: 39.01'

\\BSE1921\Final Plat\2023\BSE1921FP-FOURTHv20 Sales.dwg

LOT 423
 FOURTH ADDITION TO TERRAVESSA
 FITCHBURG LANDS, LLC

DATE 5/8/2024	PROJECT NO. BSE1921-4A
SCALE 1"=40'	
IF THIS BAR DOES NOT MEASURE 1" THEN DRAWING IS NOT TO SCALE	

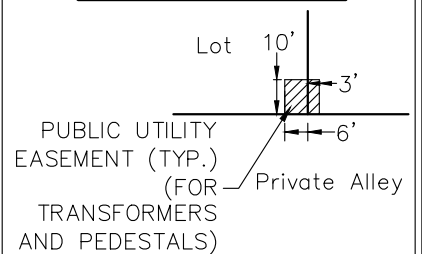
Burse
 surveying & engineering LLC
 2801 International Lane, Suite 101
 Madison, WI 53704 G08.250.9263
 Fax: G08.250.9266
 email: mburse@bse-inc.net
 www.bursesurveyengr.com



LEGEND

- SURFACE DRAINAGE SWALE DIRECTION
- BUILDING SETBACK LINE
- WATER SERVICE (PROPOSED)
- SANITARY LATERAL (PROPOSED)
- 6' PUBLIC UTILITY BELOW GRADE EASEMENT
- PUBLIC UTILITY EASEMENT
- STREET LIGHT

TYPICAL PUBLIC UTILITY EASEMENT



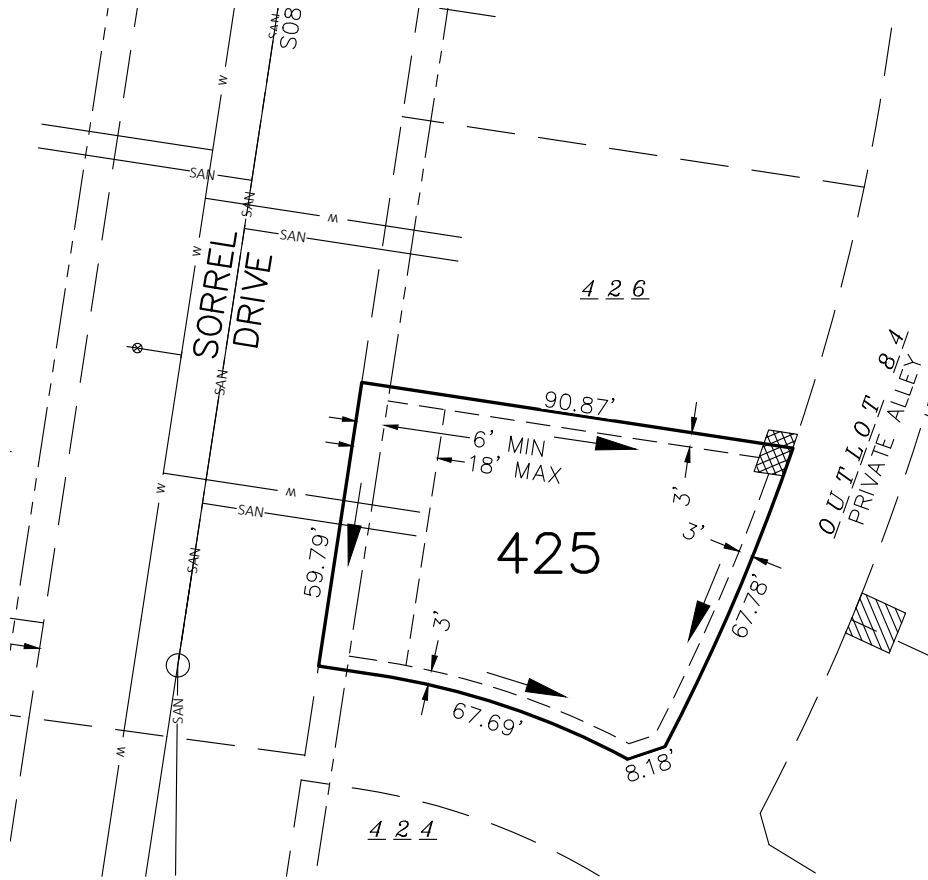
TRANSECT ZONE: T4
 LOT SQUARE FOOTAGE: 6,039 SQ. FT.
 BLDG. ENV. WIDTH AT PRIMARY SETBACK: 106.64'

\\BSE1921\Final Plat\2023\BSE1921FP-FOURTHv20 Sales.dwg

LOT 424
 FOURTH ADDITION TO TERRAVESSA
 FITCHBURG LANDS, LLC

DATE 5/8/2024	PROJECT NO. BSE1921-4A
SCALE 1"=40'	
IF THIS BAR DOES NOT MEASURE 1" THEN DRAWING IS NOT TO SCALE	

Burse
 surveying & engineering ^{LLC}
 2801 International Lane, Suite 101
 Madison, WI 53704 G08.250.9263
 Fax: G08.250.9266
 email: mburse@bse-inc.net
 www.bursesurveyengr.com



LEGEND

- SURFACE DRAINAGE SWALE DIRECTION
- BUILDING SETBACK LINE
- WATER SERVICE (PROPOSED)
- SANITARY LATERAL (PROPOSED)
- 6' PUBLIC UTILITY BELOW GRADE EASEMENT
- PUBLIC UTILITY EASEMENT
- STREET LIGHT

TYPICAL PUBLIC UTILITY EASEMENT

PUBLIC UTILITY EASEMENT (TYP.) (FOR PEDESTALS)

Lot 6' Lot 3' 6' Private Alley

TRANSECT ZONE: T4
 LOT SQUARE FOOTAGE: 5,258 SQ. FT.
 BLDG. ENV. WIDTH AT PRIMARY SETBACK: 53.79'

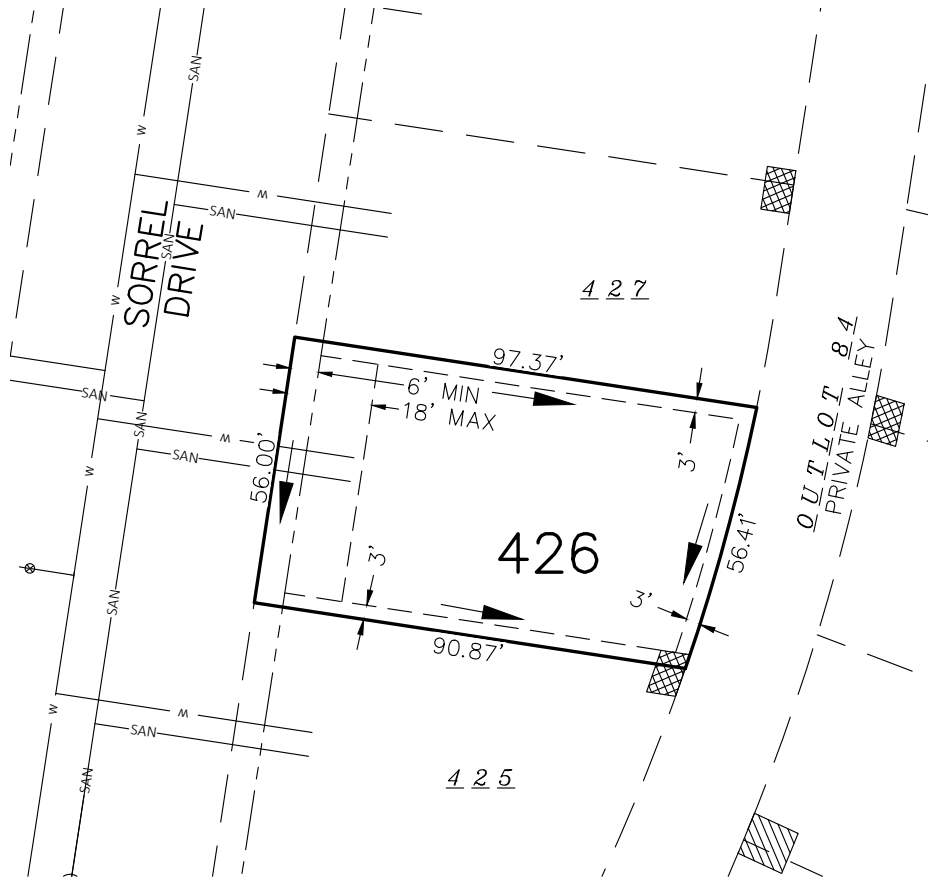
\\BSE1921\Final Plat\2023\BSE1921FP-FOURTHv20 Sales.dwg

LOT 425
 FOURTH ADDITION TO TERRAVESSA
 FITCHBURG LANDS, LLC

DATE 5/8/2024	PROJECT NO. BSE1921-4A
SCALE 1"=40'	
IF THIS BAR DOES NOT MEASURE 1" THEN DRAWING IS NOT TO SCALE	

Burse
 surveying & engineering ^{LLC}

2801 International Lane, Suite 101
 Madison, WI 53704 G08.250.9263
 Fax: G08.250.9266
 email: mburse@bse-inc.net
 www.bursesurveyengr.com



LEGEND

- SURFACE DRAINAGE SWALE DIRECTION
- BUILDING SETBACK LINE
- WATER SERVICE (PROPOSED)
- SANITARY LATERAL (PROPOSED)
- 6' PUBLIC UTILITY BELOW GRADE EASEMENT
- PUBLIC UTILITY EASEMENT
- STREET LIGHT

TYPICAL PUBLIC UTILITY EASEMENT

PUBLIC UTILITY EASEMENT (TYP.) (FOR PEDESTALS)

Lot

6'

3'

6'

Private Alley

TRANSECT ZONE: T4
 LOT SQUARE FOOTAGE: 5,304 SQ. FT.
 BLDG. ENV. WIDTH AT PRIMARY SETBACK: 50.00'

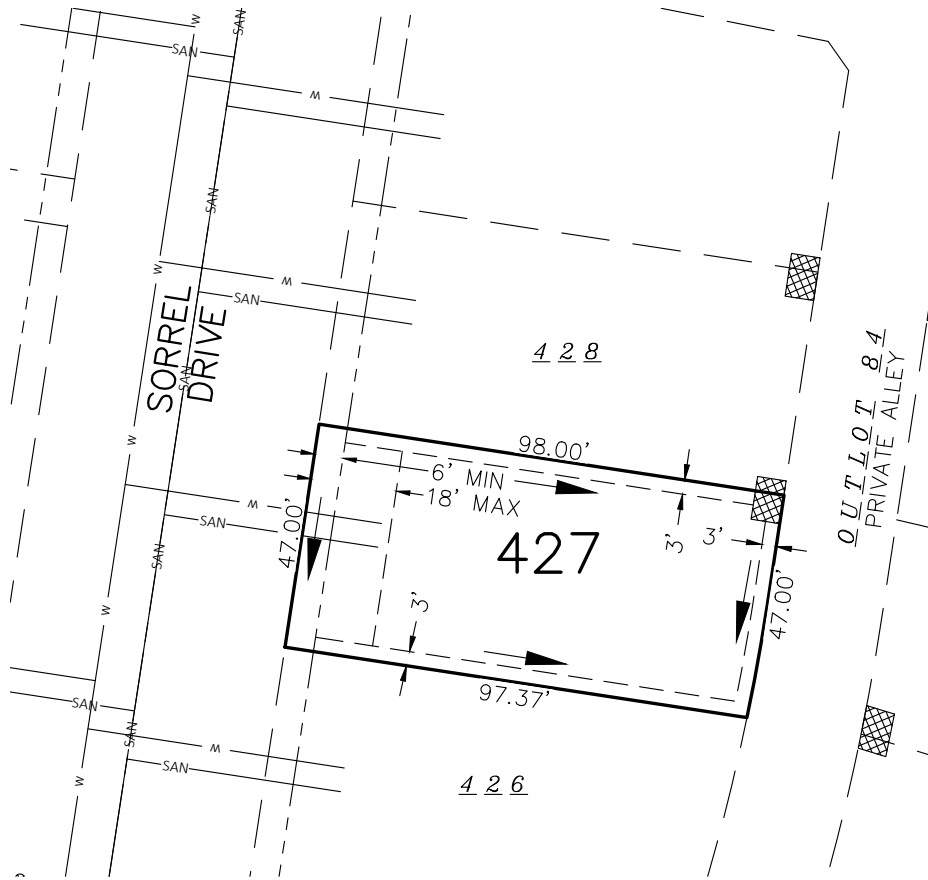
\\BSE1921\Final Plat\2023\BSE1921FP-FOURTHv20 Sales.dwg

LOT 426
 FOURTH ADDITION TO TERRAVESSA
 FITCHBURG LANDS, LLC

DATE 5/8/2024	PROJECT NO. BSE1921-4A
SCALE 1"=40'	
IF THIS BAR DOES NOT MEASURE 1" THEN DRAWING IS NOT TO SCALE	

Burse
 surveying & engineering ^{LLC}

2801 International Lane, Suite 101
 Madison, WI 53704 G08.250.9263
 Fax: 608.250.9266
 email: mburse@bse-inc.net
 www.bursesurveyengr.com



LEGEND

- SURFACE DRAINAGE SWALE DIRECTION
- BUILDING SETBACK LINE
- WATER SERVICE (PROPOSED)
- SANITARY LATERAL (PROPOSED)
- 6' PUBLIC UTILITY BELOW GRADE EASEMENT
- PUBLIC UTILITY EASEMENT
- STREET LIGHT

TYPICAL PUBLIC UTILITY EASEMENT

PUBLIC UTILITY EASEMENT (TYP.) (FOR PEDESTALS)

Lot

Private Alley

TRANSECT ZONE: T4
 LOT SQUARE FOOTAGE: 4,601 SQ. FT.
 BLDG. ENV. WIDTH AT PRIMARY SETBACK: 41.00'

\\BSE1921\Final Plat\2023\BSE1921FP-FOURTHv20 Sales.dwg

LOT 427
 FOURTH ADDITION TO TERRAVESSA
 FITCHBURG LANDS, LLC

DATE 5/8/2024	PROJECT NO. BSE1921-4A
SCALE 1"=40'	
IF THIS BAR DOES NOT MEASURE 1" THEN DRAWING IS NOT TO SCALE	

Burse
 surveying & engineering ^{LLC}

2801 International Lane, Suite 101
 Madison, WI 53704 608.250.9263
 Fax: 608.250.9266
 email: mburse@bse-inc.net
 www.bursesurveyengr.com



LEGEND

- SURFACE DRAINAGE SWALE DIRECTION
- BUILDING SETBACK LINE
- WATER SERVICE (PROPOSED)
- SANITARY LATERAL (PROPOSED)
- 6' PUBLIC UTILITY BELOW GRADE EASEMENT
- PUBLIC UTILITY EASEMENT
- STREET LIGHT

TYPICAL PUBLIC UTILITY EASEMENT

PUBLIC UTILITY EASEMENT (TYP.) (FOR PEDESTALS)

Lot

6'

3'

6'

Private Alley

TRANSECT ZONE: T4
 LOT SQUARE FOOTAGE: 4,606 SQ. FT.
 BLDG. ENV. WIDTH AT PRIMARY SETBACK: 41.00'

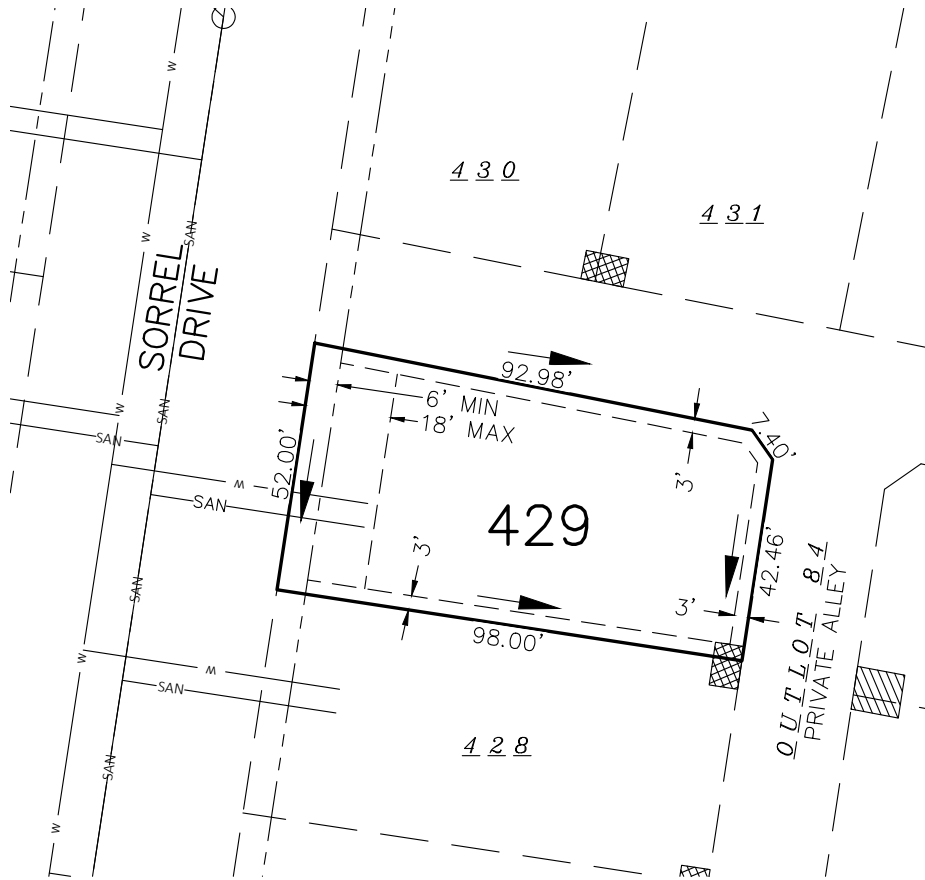
\\BSE1921\Final Plat\2023\BSE1921FP-FOURTHv20 Sales.dwg

LOT 428
 FOURTH ADDITION TO TERRAVESSA
 FITCHBURG LANDS, LLC

DATE 5/8/2024	PROJECT NO. BSE1921-4A
SCALE 1"=40'	
IF THIS BAR DOES NOT MEASURE 1" THEN DRAWING IS NOT TO SCALE	

Burse
 surveying & engineering ^{LLC}

2801 International Lane, Suite 101
 Madison, WI 53704 G08.250.9263
 Fax: G08.250.9266
 email: mburse@bse-inc.net
 www.bursesurveyengr.com



LEGEND

- SURFACE DRAINAGE SWALE DIRECTION
- BUILDING SETBACK LINE
- WATER SERVICE (PROPOSED)
- SANITARY LATERAL (PROPOSED)
- 6' PUBLIC UTILITY BELOW GRADE EASEMENT
- PUBLIC UTILITY EASEMENT
- STREET LIGHT

TYPICAL PUBLIC UTILITY EASEMENT

PUBLIC UTILITY EASEMENT (TYP.) (FOR PEDESTALS)

Lot 6' Lot

Private Alley 3' 6'

TRANSECT ZONE: T4
 LOT SQUARE FOOTAGE: 4,866 SQ. FT.
 BLDG. ENV. WIDTH AT PRIMARY SETBACK: 45.73'

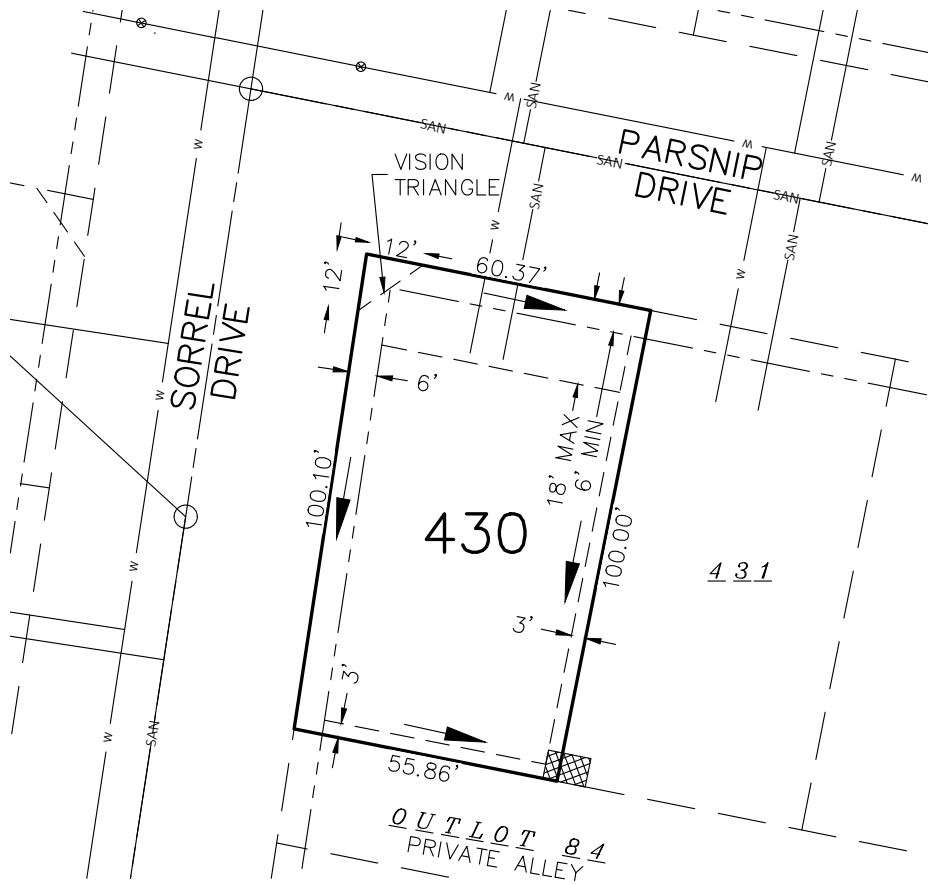
\\BSE1921\Final Plat\2023\BSE1921FP-FOURTHv20 Sales.dwg

LOT 429
 FOURTH ADDITION TO TERRAVESSA
 FITCHBURG LANDS, LLC

DATE 5/8/2024	PROJECT NO. BSE1921-4A
SCALE 1"=40'	
IF THIS BAR DOES NOT MEASURE 1" THEN DRAWING IS NOT TO SCALE	

Burse
 surveying & engineering ^{LLC}

2801 International Lane, Suite 101
 Madison, WI 53704 G08.250.9263
 Fax: G08.250.9266
 email: mburse@bse-inc.net
 www.bursesurveyengr.com



LEGEND

- SURFACE DRAINAGE SWALE DIRECTION
- BUILDING SETBACK LINE
- WATER SERVICE (PROPOSED)
- SANITARY LATERAL (PROPOSED)
- 6' PUBLIC UTILITY BELOW GRADE EASEMENT
- PUBLIC UTILITY EASEMENT
- STREET LIGHT

TYPICAL PUBLIC UTILITY EASEMENT

PUBLIC UTILITY EASEMENT (TYP.) (FOR PEDESTALS)

Private Alley

TRANSECT ZONE: T4
 LOT SQUARE FOOTAGE: 5,811 SQ. FT.
 BLDG. ENV. WIDTH AT PRIMARY SETBACK: 51.09'

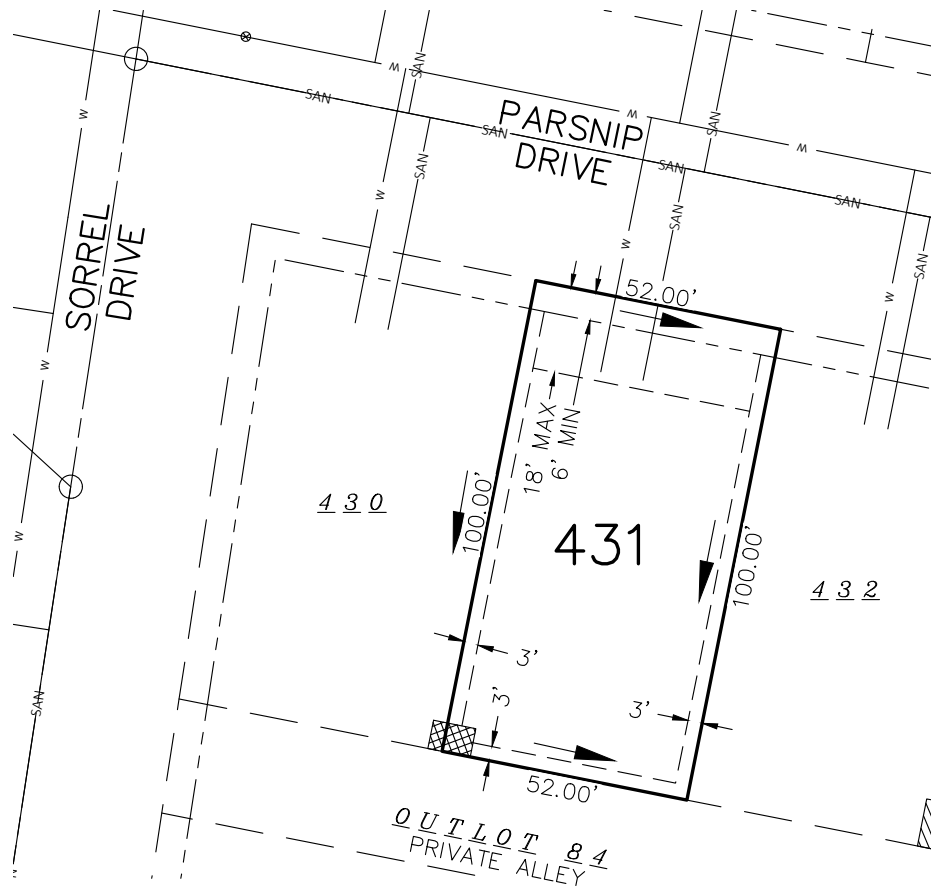
\\BSE1921\Final Plat\2023\BSE1921FP-FOURTHv20 Sales.dwg

LOT 430
 FOURTH ADDITION TO TERRAVESSA
 FITCHBURG LANDS, LLC

DATE 5/8/2024	PROJECT NO. BSE1921-4A
SCALE 1"=40'	
IF THIS BAR DOES NOT MEASURE 1" THEN DRAWING IS NOT TO SCALE	

Burse
 surveying & engineering ^{LLC}

2801 International Lane, Suite 101
 Madison, WI 53704 G08.250.9263
 Fax: G08.250.9266
 email: mburse@bse-inc.net
 www.bursesurveyengr.com



LEGEND

- SURFACE DRAINAGE SWALE DIRECTION
- BUILDING SETBACK LINE
- WATER SERVICE (PROPOSED)
- SANITARY LATERAL (PROPOSED)
- 6' PUBLIC UTILITY BELOW GRADE EASEMENT
- PUBLIC UTILITY EASEMENT
- STREET LIGHT

TYPICAL PUBLIC UTILITY EASEMENT

PUBLIC UTILITY EASEMENT (TYP.) (FOR PEDESTALS)

Lot 6' Lot 3' Private Alley 6'

TRANSECT ZONE: T4
 LOT SQUARE FOOTAGE: 5,200 SQ. FT.
 BLDG. ENV. WIDTH AT PRIMARY SETBACK: 46.00'

\\BSE1921\Final Plat\2023\BSE1921FP-FOURTHv20 Sales.dwg

LOT 431
 FOURTH ADDITION TO TERRAVESSA
 FITCHBURG LANDS, LLC

DATE 5/8/2024	PROJECT NO. BSE1921-4A
SCALE 1"=40'	
IF THIS BAR DOES NOT MEASURE 1" THEN DRAWING IS NOT TO SCALE	

Burse
 surveying & engineering ^{LLC}

2801 International Lane, Suite 101
 Madison, WI 53704 G08.250.9263
 Fax: G08.250.9266
 email: mburse@bse-inc.net
 www.bursesurveyengr.com



LEGEND

- SURFACE DRAINAGE SWALE DIRECTION
- BUILDING SETBACK LINE
- WATER SERVICE (PROPOSED)
- SANITARY LATERAL (PROPOSED)
- 6' PUBLIC UTILITY BELOW GRADE EASEMENT
- PUBLIC UTILITY EASEMENT
- STREET LIGHT

TYPICAL PUBLIC UTILITY EASEMENT

PUBLIC UTILITY EASEMENT (TYP.)
(FOR TRANSFORMERS AND PEDESTALS)

TRANSECT ZONE: T4
 LOT SQUARE FOOTAGE: 5,200 SQ. FT.
 BLDG. ENV. WIDTH AT PRIMARY SETBACK: 46.00'

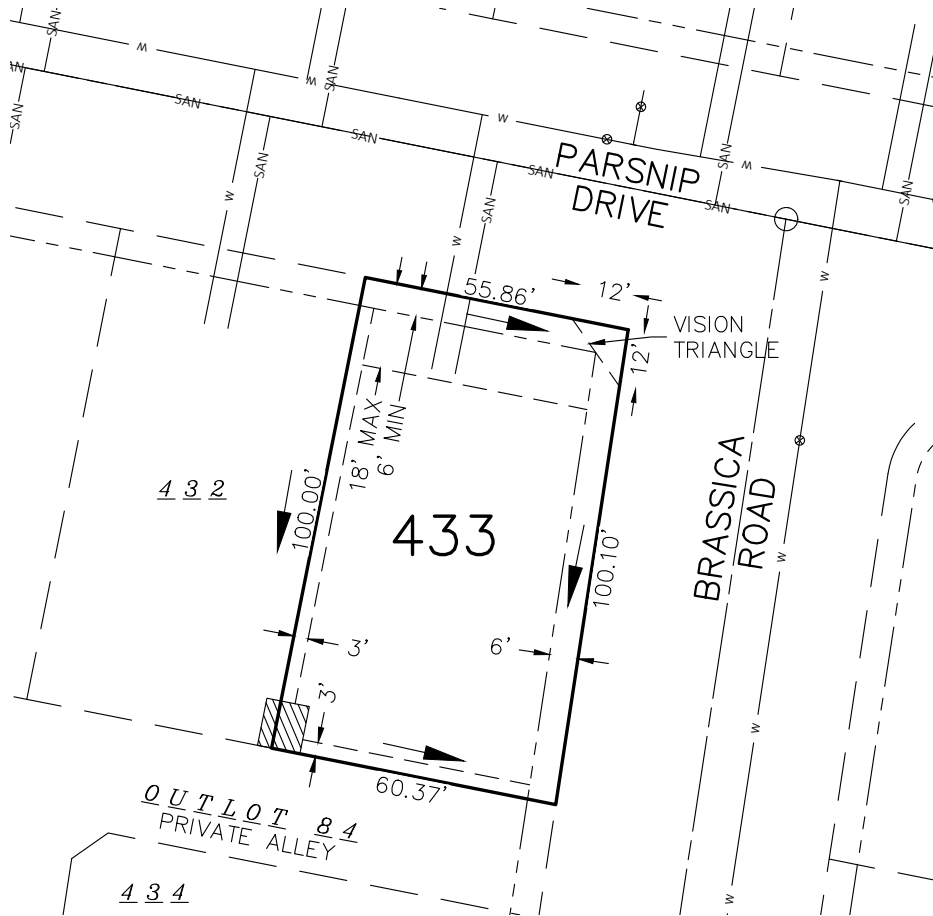
\\BSE1921\Final Plat\2023\BSE1921FP-FOURTHv20 Sales.dwg

LOT 432
 FOURTH ADDITION TO TERRAVESSA
 FITCHBURG LANDS, LLC

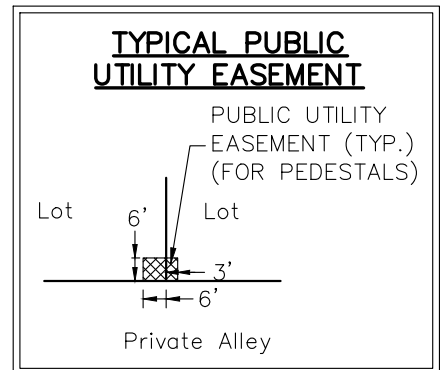
DATE 5/8/2024	PROJECT NO. BSE1921-4A
SCALE 1"=40'	
IF THIS BAR DOES NOT MEASURE 1" THEN DRAWING IS NOT TO SCALE	

Burse
 surveying & engineering ^{LLC}

2801 International Lane, Suite 101
 Madison, WI 53704 G08.250.9263
 Fax: G08.250.9266
 email: mburse@bse-inc.net
 www.bursesurveyengr.com



LEGEND	
	SURFACE DRAINAGE SWALE DIRECTION
	BUILDING SETBACK LINE
	WATER SERVICE (PROPOSED)
	SANITARY LATERAL (PROPOSED)
	6' PUBLIC UTILITY BELOW GRADE EASEMENT
	PUBLIC UTILITY EASEMENT
	STREET LIGHT



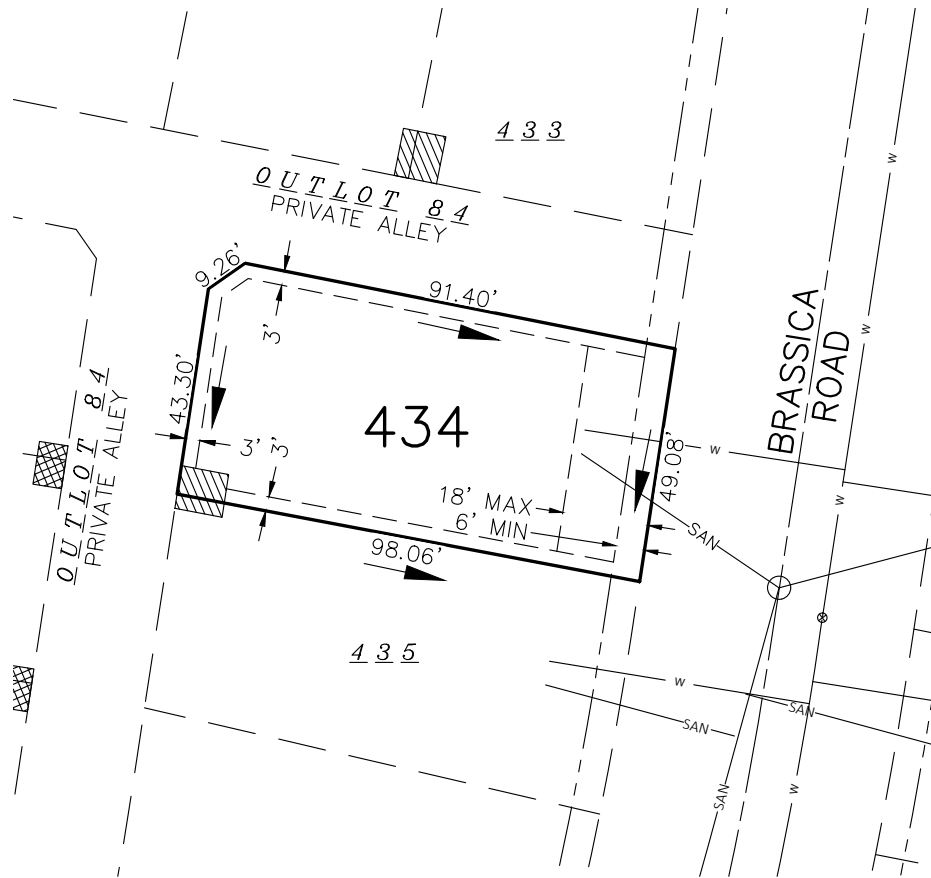
TRANSECT ZONE: T4
 LOT SQUARE FOOTAGE: 5,811 SQ. FT.
 BLDG. ENV. WIDTH AT PRIMARY SETBACK: 47.12'

\\BSE1921\Final Plat\2023\BSE1921FP-FOURTHv20 Sales.dwg

LOT 433
 FOURTH ADDITION TO TERRAVESSA
 FITCHBURG LANDS, LLC

DATE 5/8/2024	PROJECT NO. BSE1921-4A
SCALE 1"=40'	
IF THIS BAR DOES NOT MEASURE 1" THEN DRAWING IS NOT TO SCALE	

Burse
 surveying & engineering ^{LLC}
 2801 International Lane, Suite 101
 Madison, WI 53704 G08.250.9263
 Fax: 608.250.9266
 email: mburse@bse-inc.net
 www.bursesurveyengr.com



LEGEND

- SURFACE DRAINAGE SWALE DIRECTION
- BUILDING SETBACK LINE
- WATER SERVICE (PROPOSED)
- SANITARY LATERAL (PROPOSED)
- 6' PUBLIC UTILITY BELOW GRADE EASEMENT
- PUBLIC UTILITY EASEMENT
- STREET LIGHT

TYPICAL PUBLIC UTILITY EASEMENT

PUBLIC UTILITY EASEMENT (TYP.) (FOR PEDESTALS)

Lot 6' Lot

Private Alley

TRANSECT ZONE: T4
 LOT SQUARE FOOTAGE: 4,832 SQ. FT.
 BLDG. ENV. WIDTH AT PRIMARY SETBACK: 43.13'

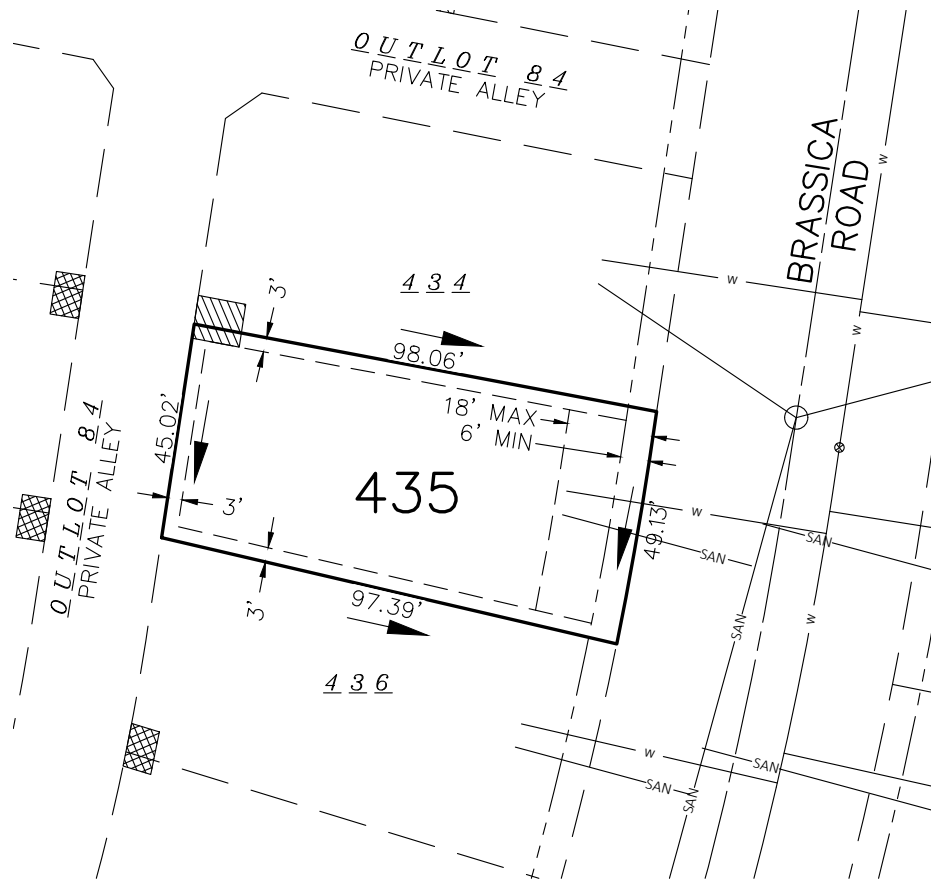
\\BSE1921\Final Plat\2023\BSE1921FP-FOURTHv20 Sales.dwg

LOT 434
 FOURTH ADDITION TO TERRAVESSA
 FITCHBURG LANDS, LLC

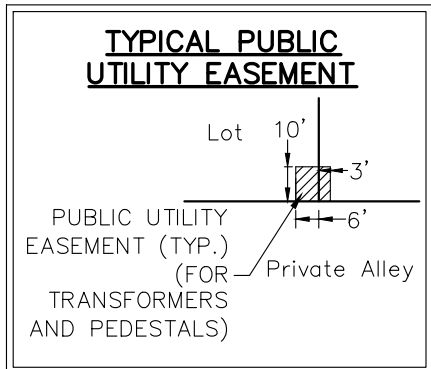
DATE 5/8/2024	PROJECT NO. BSE1921-4A
SCALE 1"=40'	
IF THIS BAR DOES NOT MEASURE 1" THEN DRAWING IS NOT TO SCALE	

Burse
 surveying & engineering ^{LLC}

2801 International Lane, Suite 101
 Madison, WI 53704 G08.250.9263
 Fax: 608.250.9266
 email: mburse@bse-inc.net
 www.bursesurveyengr.com



LEGEND	
	SURFACE DRAINAGE SWALE DIRECTION
	BUILDING SETBACK LINE
	WATER SERVICE (PROPOSED)
	SANITARY LATERAL (PROPOSED)
	6' PUBLIC UTILITY BELOW GRADE EASEMENT
	PUBLIC UTILITY EASEMENT
	STREET LIGHT



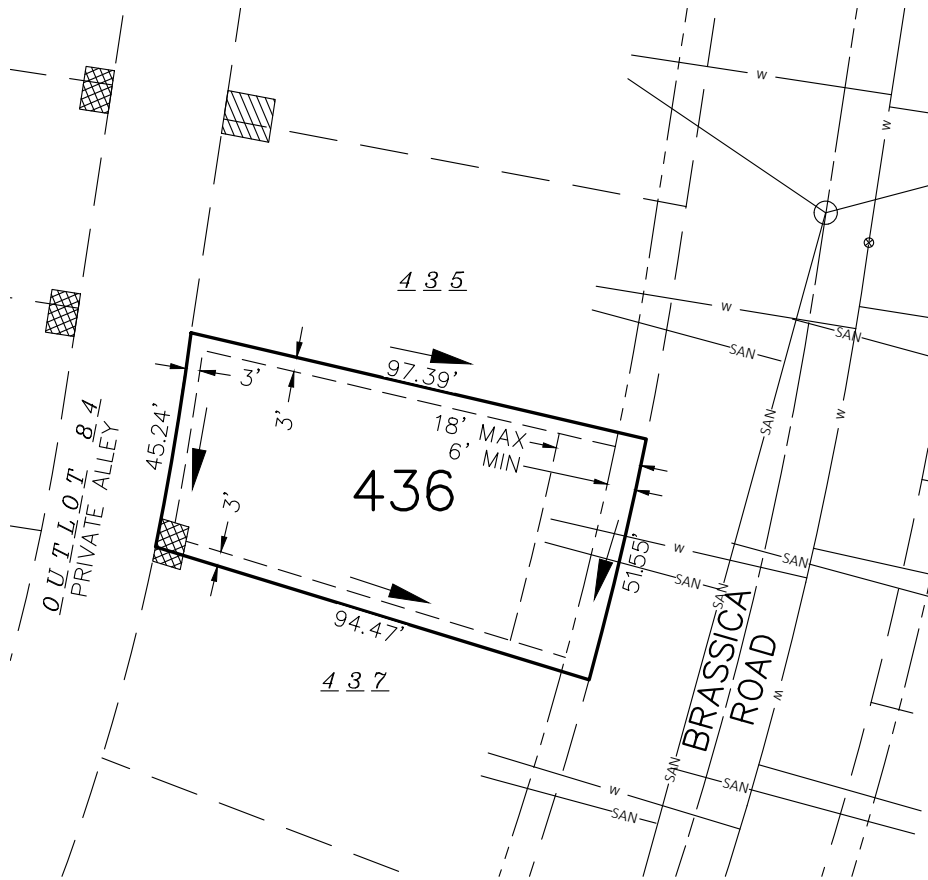
TRANSECT ZONE: T4
 LOT SQUARE FOOTAGE: 4,605 SQ. FT.
 BLDG. ENV. WIDTH AT PRIMARY SETBACK: 42.87'

\\BSE1921\Final Plat\2023\BSE1921FP-FOURTHv20 Sales.dwg

LOT 435
 FOURTH ADDITION TO TERRAVESSA
 FITCHBURG LANDS, LLC

DATE 5/8/2024	PROJECT NO. BSE1921-4A
SCALE 1"=40'	
IF THIS BAR DOES NOT MEASURE 1" THEN DRAWING IS NOT TO SCALE	

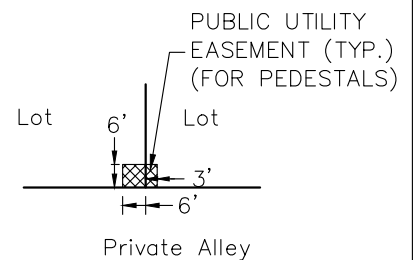
Burse
 surveying & engineering ^{LLC}
 2801 International Lane, Suite 101
 Madison, WI 53704 G08.250.9263
 Fax: G08.250.9266
 email: mburse@bse-inc.net
 www.bursesurveyengr.com



LEGEND

- SURFACE DRAINAGE SWALE DIRECTION
- BUILDING SETBACK LINE
- WATER SERVICE (PROPOSED)
- SANITARY LATERAL (PROPOSED)
- 6' PUBLIC UTILITY BELOW GRADE EASEMENT
- PUBLIC UTILITY EASEMENT
- STREET LIGHT

TYPICAL PUBLIC UTILITY EASEMENT



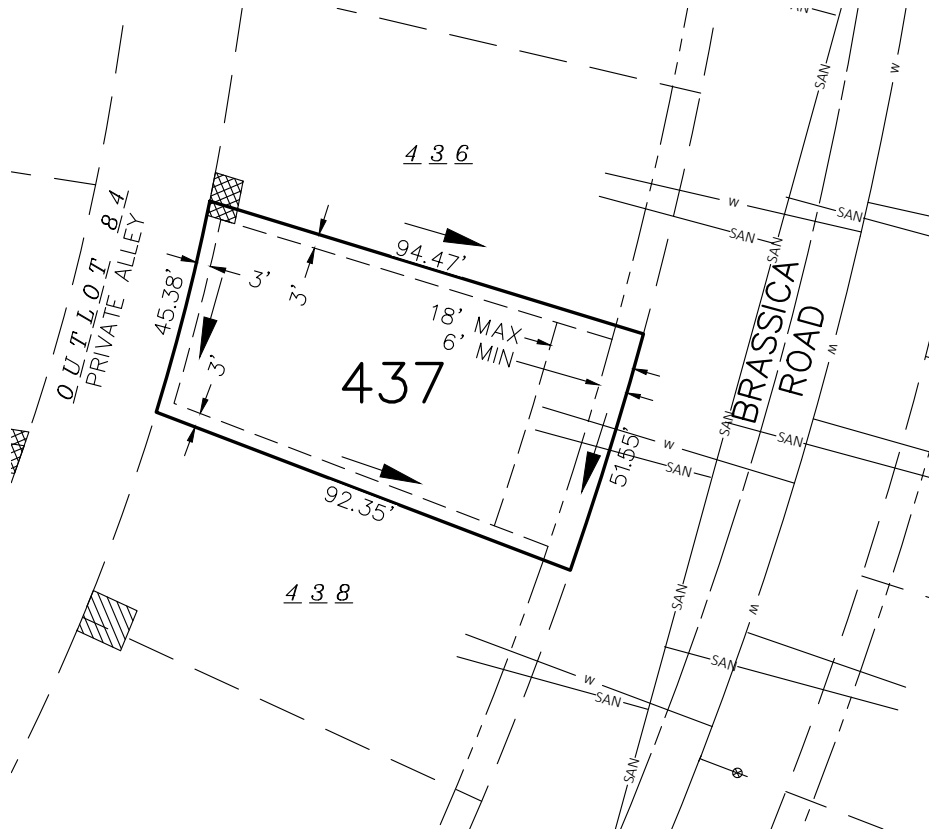
TRANSECT ZONE: T4
 LOT SQUARE FOOTAGE: 4,634 SQ. FT.
 BLDG. ENV. WIDTH AT PRIMARY SETBACK: 45.13'

\\BSE1921\Final Plat\2023\BSE1921FP-FOURTHv20 Sales.dwg

LOT 436
 FOURTH ADDITION TO TERRAVESSA
 FITCHBURG LANDS, LLC

DATE 5/8/2024	PROJECT NO. BSE1921-4A
SCALE 1"=40'	
IF THIS BAR DOES NOT MEASURE 1" THEN DRAWING IS NOT TO SCALE	

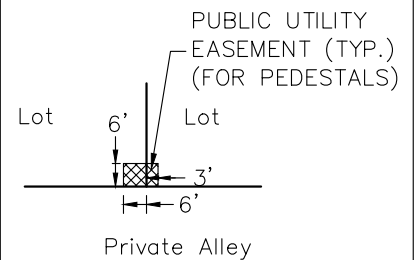
Burse
 surveying & engineering ^{LLC}
 2801 International Lane, Suite 101
 Madison, WI 53704 G08.250.9263
 Fax: G08.250.9266
 email: mburse@bse-inc.net
 www.bursesurveyengr.com



LEGEND

- SURFACE DRAINAGE SWALE DIRECTION
- BUILDING SETBACK LINE
- WATER SERVICE (PROPOSED)
- SANITARY LATERAL (PROPOSED)
- 6' PUBLIC UTILITY BELOW GRADE EASEMENT
- PUBLIC UTILITY EASEMENT
- STREET LIGHT

TYPICAL PUBLIC UTILITY EASEMENT



TRANSECT ZONE: T4
 LOT SQUARE FOOTAGE: 4,513 SQ. FT.
 BLDG. ENV. WIDTH AT PRIMARY SETBACK: 45.13'

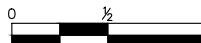
\\BSE1921\Final Plat\2023\BSE1921FP-FOURTHv20 Sales.dwg

LOT 437
 FOURTH ADDITION TO TERRAVESSA
 FITCHBURG LANDS, LLC

DATE: 5/8/2024
 PROJECT NO.: BSE1921-4A

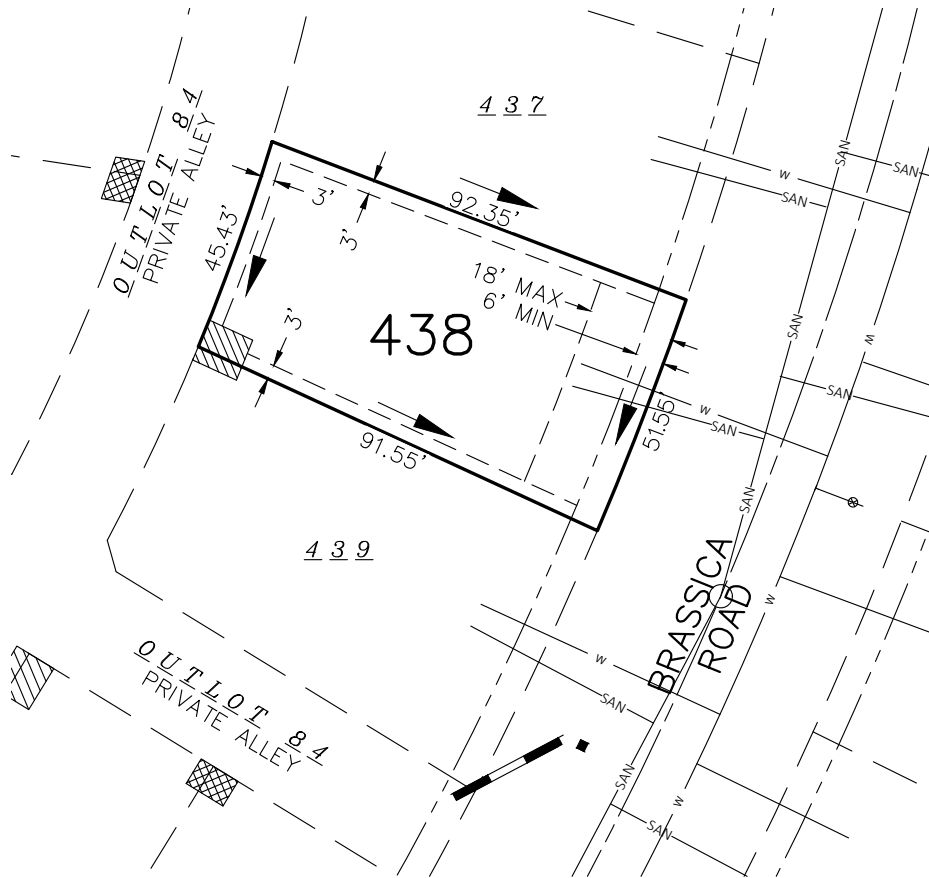
SCALE:
 1" = 40'

IF THIS BAR DOES NOT MEASURE 1" THEN DRAWING IS NOT TO SCALE



Burse
 surveying & engineering ^{LLC}

2801 International Lane, Suite 101
 Madison, WI 53704 G08.250.9263
 Fax: G08.250.9266
 email: mburse@bse-inc.net
 www.bursesurveyengr.com



LEGEND

- SURFACE DRAINAGE SWALE DIRECTION
- BUILDING SETBACK LINE
- WATER SERVICE (PROPOSED)
- SANITARY LATERAL (PROPOSED)
- 6' PUBLIC UTILITY BELOW GRADE EASEMENT
- PUBLIC UTILITY EASEMENT
- STREET LIGHT

TYPICAL PUBLIC UTILITY EASEMENT

PUBLIC UTILITY EASEMENT (TYP.) (FOR TRANSFORMERS AND PEDESTALS)

TRANSECT ZONE: T4
 LOT SQUARE FOOTAGE: 4,449 SQ. FT.
 BLDG. ENV. WIDTH AT PRIMARY SETBACK: 45.13'

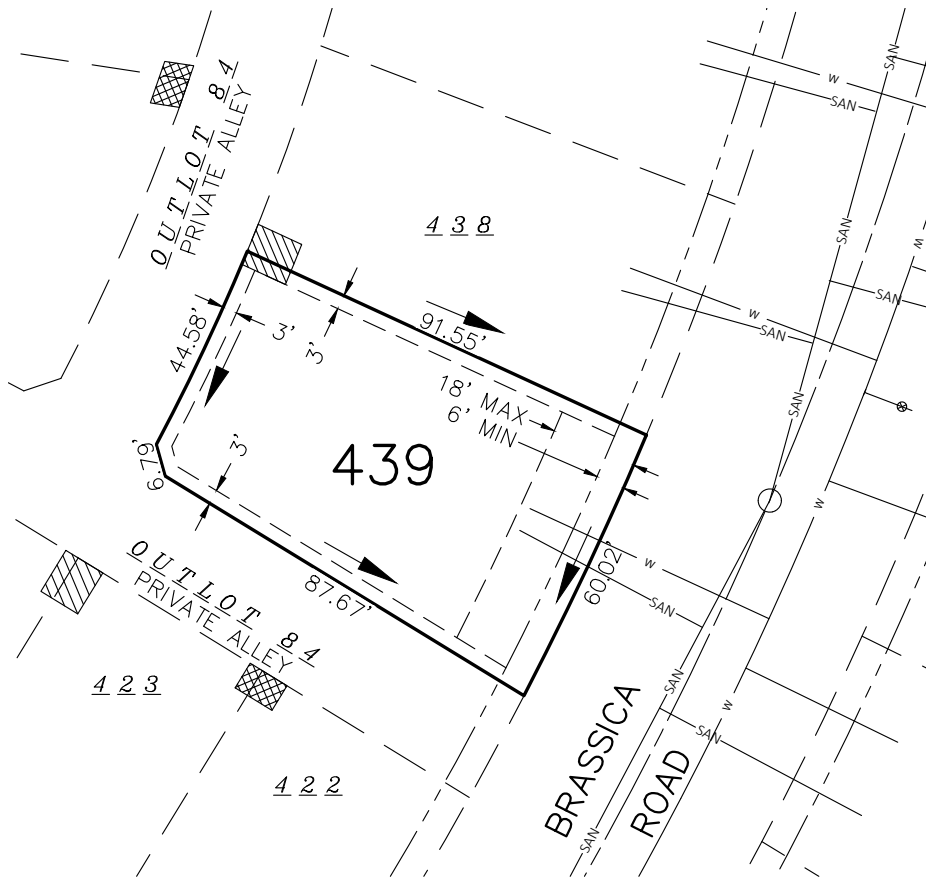
\\BSE1921\Final Plat\2023\BSE1921FP-FOURTHv20 Sales.dwg

LOT 438
 FOURTH ADDITION TO TERRAVESSA
 FITCHBURG LANDS, LLC

DATE 5/8/2024	PROJECT NO. BSE1921-4A
SCALE 1"=40'	
IF THIS BAR DOES NOT MEASURE 1" THEN DRAWING IS NOT TO SCALE	

Burse
 surveying & engineering ^{LLC}

2801 International Lane, Suite 101
 Madison, WI 53704 G08.250.9263
 Fax: 608.250.9266
 email: mburse@bse-inc.net
 www.bursesurveyengr.com



LEGEND

- SURFACE DRAINAGE SWALE DIRECTION
- BUILDING SETBACK LINE
- WATER SERVICE (PROPOSED)
- SANITARY LATERAL (PROPOSED)
- 6' PUBLIC UTILITY BELOW GRADE EASEMENT
- PUBLIC UTILITY EASEMENT
- STREET LIGHT

TYPICAL PUBLIC UTILITY EASEMENT

PUBLIC UTILITY EASEMENT (TYP.)
(FOR TRANSFORMERS AND PEDESTALS)

TRANSECT ZONE: T4
 LOT SQUARE FOOTAGE: 4,997 SQ. FT.
 BLDG. ENV. WIDTH AT PRIMARY SETBACK: 53.29'

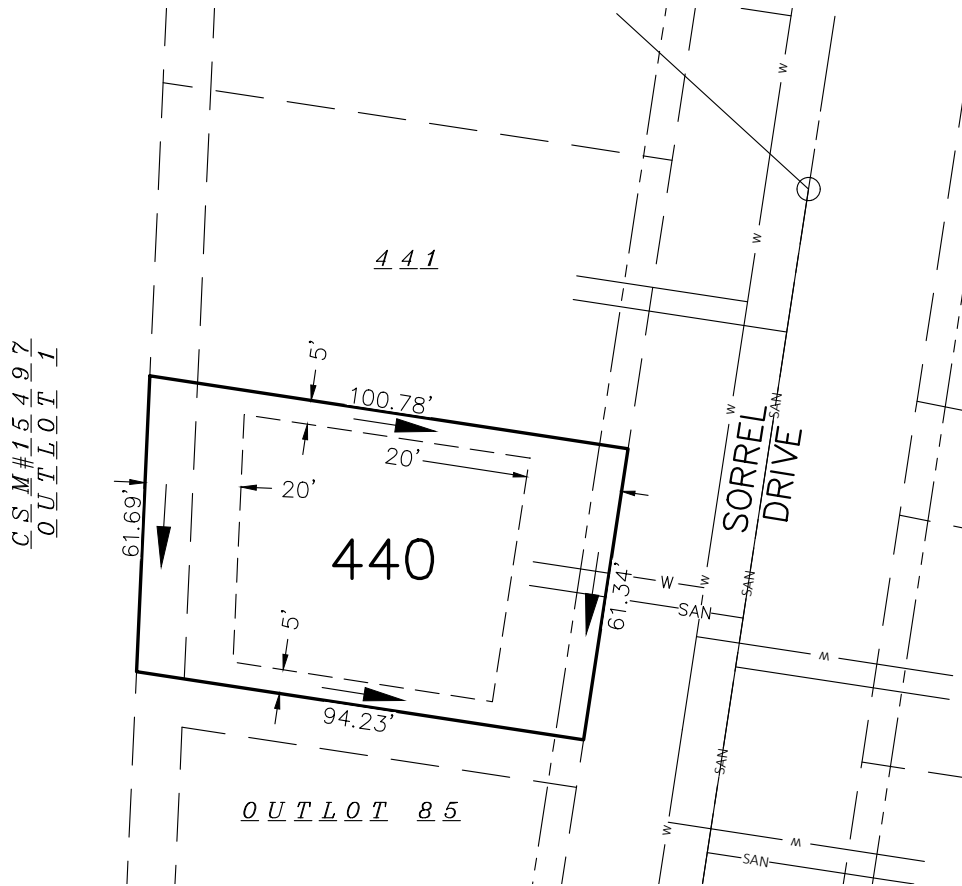
\\BSE1921\Final Plat\2023\BSE1921FP-FOURTHv20 Sales.dwg

LOT 439
 FOURTH ADDITION TO TERRAVESSA
 FITCHBURG LANDS, LLC

DATE 5/8/2024	PROJECT NO. BSE1921-4A
SCALE 1"=40'	
IF THIS BAR DOES NOT MEASURE 1" THEN DRAWING IS NOT TO SCALE	

Burse
 surveying & engineering LLC

2801 International Lane, Suite 101
 Madison, WI 53704 608.250.9263
 Fax: 608.250.9266
 email: mburse@bse-inc.net
 www.bursesurveyengr.com



LEGEND

- SURFACE DRAINAGE SWALE DIRECTION
- BUILDING SETBACK LINE
- WATER SERVICE (PROPOSED)
- SANITARY LATERAL (PROPOSED)
- 6' PUBLIC UTILITY BELOW GRADE EASEMENT
- PUBLIC UTILITY EASEMENT
- STREET LIGHT

TRANSECT ZONE: T3
 LOT SQUARE FOOTAGE: 5,981 SQ. FT.
 BLDG. ENV. WIDTH AT PRIMARY SETBACK: 51.34'

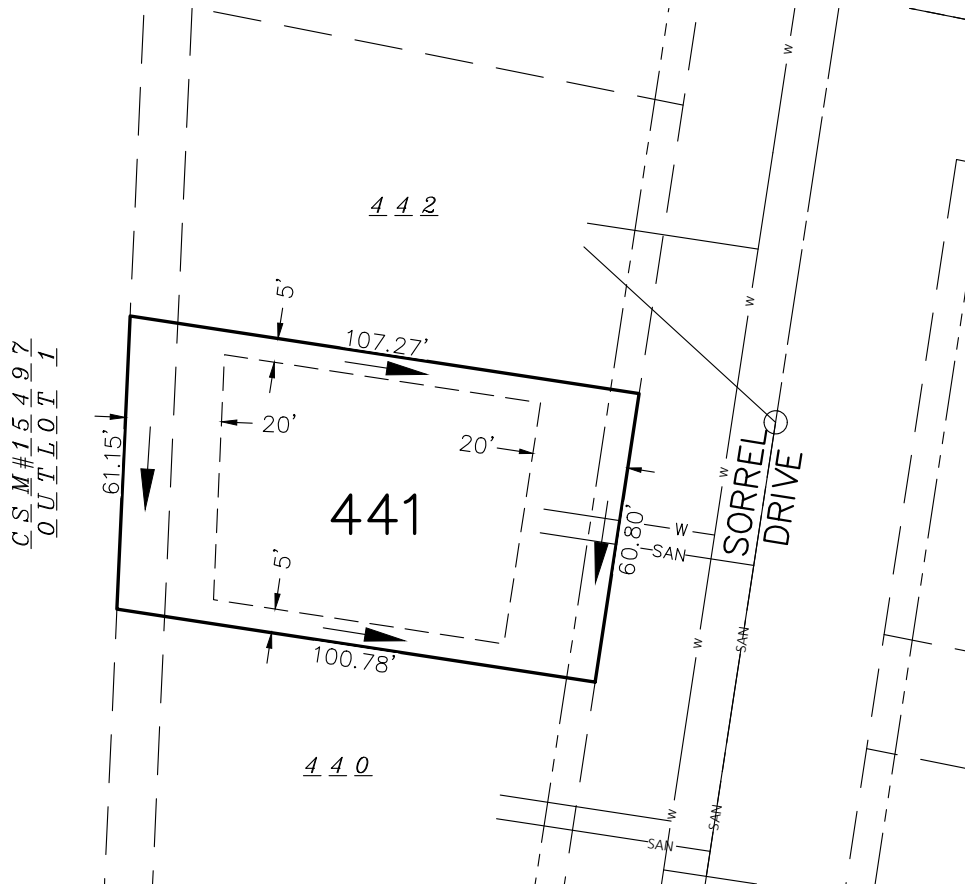
\BSE1921\Final Plat\2023\BSE1921FP-FOURTHv20 Sales.dwg

LOT 440
 FOURTH ADDITION TO TERRAVESSA
 FITCHBURG LANDS, LLC

DATE 5/8/2024	PROJECT NO. BSE1921-4A
SCALE 1"=40'	
IF THIS BAR DOES NOT MEASURE 1" THEN DRAWING IS NOT TO SCALE	

Burse
 surveying & engineering ^{LLC}

2801 International Lane, Suite 101
 Madison, WI 53704 608.250.9263
 Fax: 608.250.9266
 email: mburse@bse-inc.net
 www.bursesurveyengr.com



LEGEND

- SURFACE DRAINAGE SWALE DIRECTION
- BUILDING SETBACK LINE
- WATER SERVICE (PROPOSED)
- SANITARY LATERAL (PROPOSED)
- 6' PUBLIC UTILITY BELOW GRADE EASEMENT
- PUBLIC UTILITY EASEMENT
- STREET LIGHT

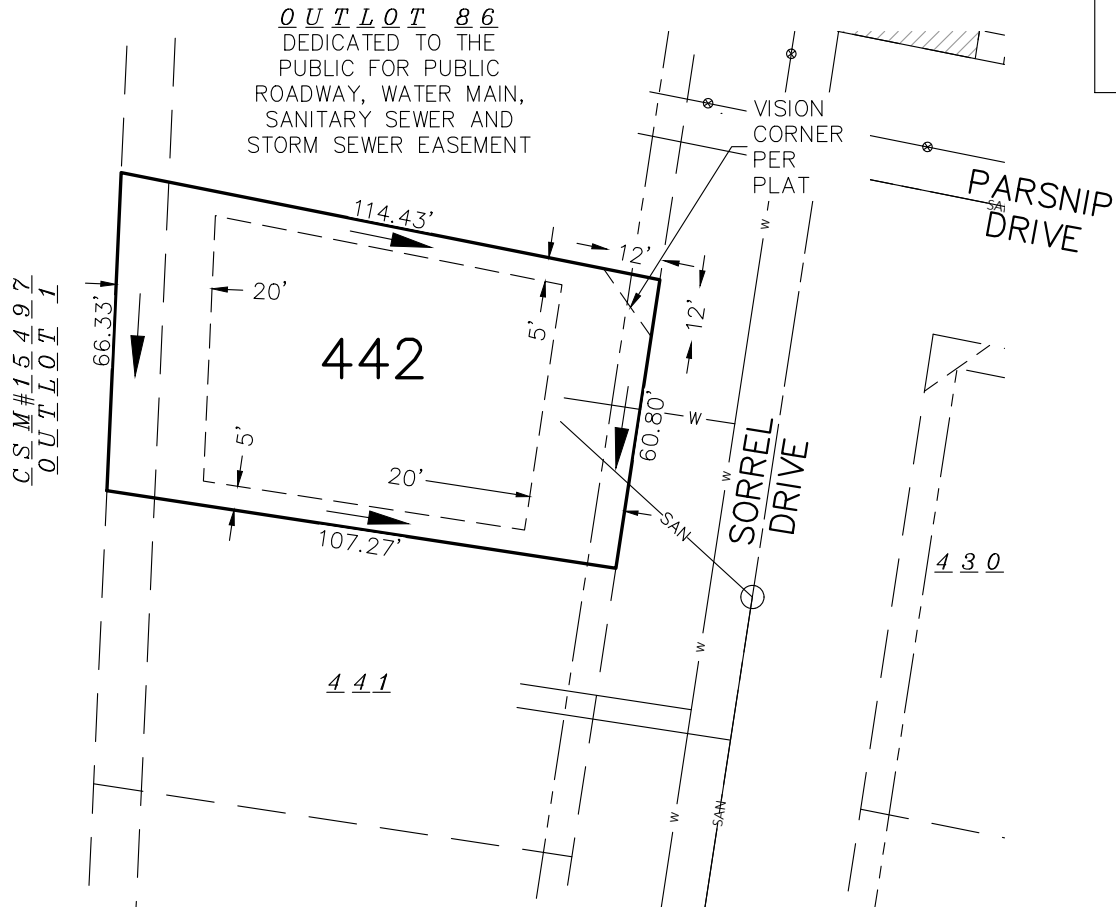
TRANSECT ZONE: T3
 LOT SQUARE FOOTAGE: 6,325 SQ. FT.
 BLDG. ENV. WIDTH AT PRIMARY SETBACK: 50.80'

\\BSE1921\Final Plat\2023\BSE1921FP-FOURTHv20 Sales.dwg

LOT 441
 FOURTH ADDITION TO TERRAVESSA
 FITCHBURG LANDS, LLC

DATE 5/8/2024	PROJECT NO. BSE1921-4A
SCALE 1"=40'	
IF THIS BAR DOES NOT MEASURE 1" THEN DRAWING IS NOT TO SCALE	

Burse
 surveying & engineering ^{LLC}
 2801 International Lane, Suite 101
 Madison, WI 53704 608.250.9263
 Fax: 608.250.9266
 email: mburse@bse-inc.net
 www.bursesurveyengr.com



LEGEND

- SURFACE DRAINAGE SWALE DIRECTION
- BUILDING SETBACK LINE
- WATER SERVICE (PROPOSED)
- SANITARY LATERAL (PROPOSED)
- 6' PUBLIC UTILITY BELOW GRADE EASEMENT
- PUBLIC UTILITY EASEMENT
- STREET LIGHT

TRANSECT ZONE: T3
 LOT SQUARE FOOTAGE: 7,013 SQ. FT.
 BLDG. ENV. WIDTH AT PRIMARY SETBACK: 51.70'

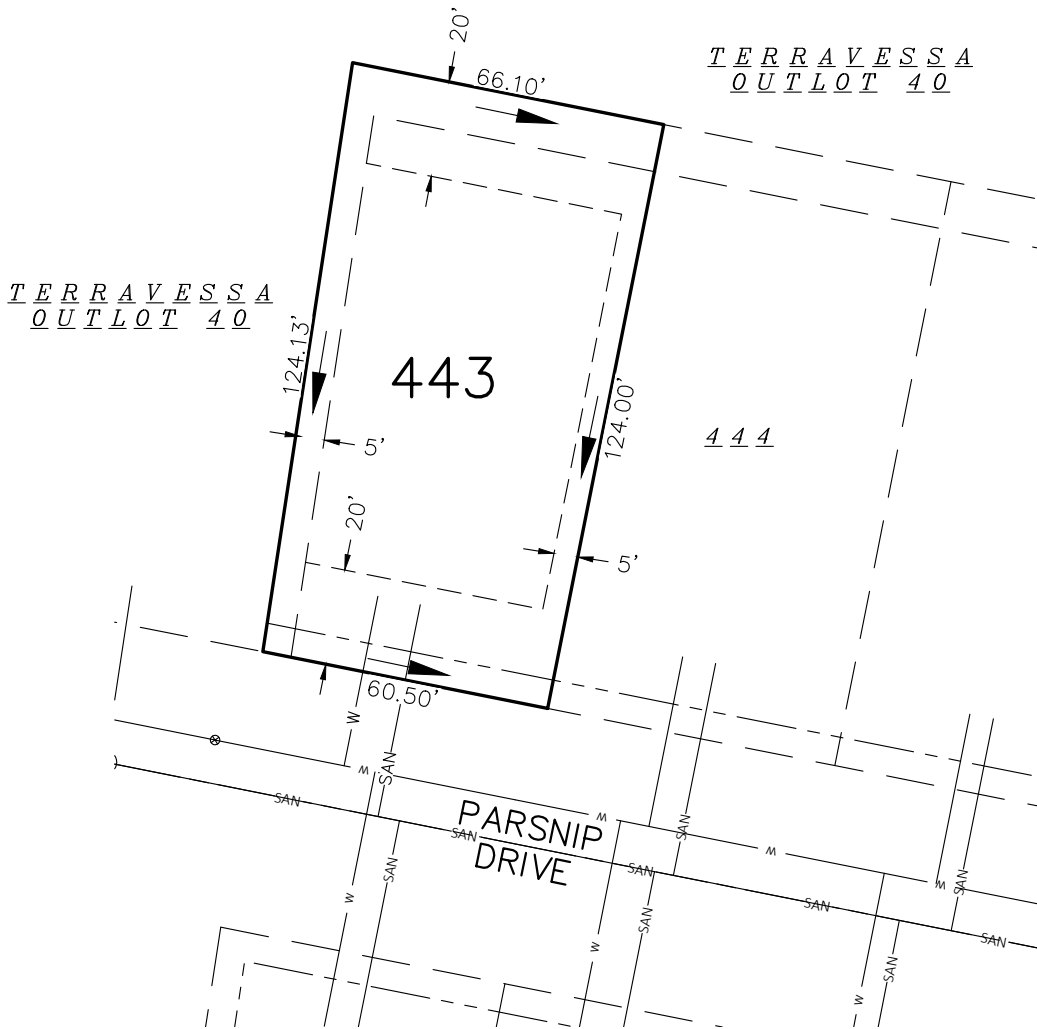
\\BSE1921\Final Plat\2023\BSE1921FP-FOURTHv20 Sales.dwg

LOT 442
 FOURTH ADDITION TO TERRAVESSA
 FITCHBURG LANDS, LLC

DATE 5/8/2024	PROJECT NO. BSE1921-4A
SCALE 1"=40'	
IF THIS BAR DOES NOT MEASURE 1" THEN DRAWING IS NOT TO SCALE	

Burse
 surveying & engineering ^{LLC}

2801 International Lane, Suite 101
 Madison, WI 53704 608.250.9263
 Fax: 608.250.9266
 email: mburse@bse-inc.net
 www.bursesurveyengr.com



LEGEND

- SURFACE DRAINAGE SWALE DIRECTION
- BUILDING SETBACK LINE
- WATER SERVICE (PROPOSED)
- SANITARY LATERAL (PROPOSED)
- 6' PUBLIC UTILITY BELOW GRADE EASEMENT
- PUBLIC UTILITY EASEMENT
- STREET LIGHT

TRANSECT ZONE: T3
 LOT SQUARE FOOTAGE: 7,849 SQ. FT.
 BLDG. ENV. WIDTH AT PRIMARY SETBACK: 50.40'

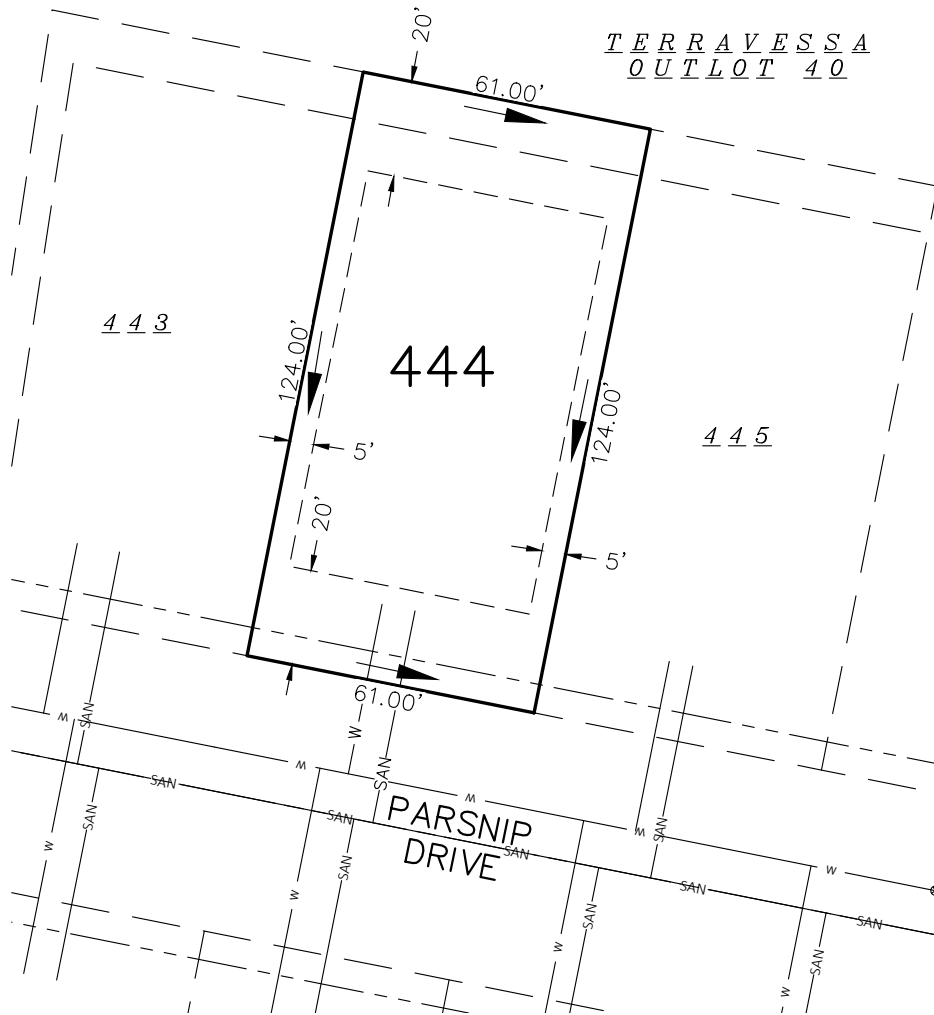
\BSE1921\Final Plat\2023\BSE1921FP-FOURTHv20 Sales.dwg

LOT 443
 FOURTH ADDITION TO TERRAVESSA
 FITCHBURG LANDS, LLC

DATE 5/8/2024	PROJECT NO. BSE1921-4A
SCALE 1"=40'	
IF THIS BAR DOES NOT MEASURE 1" THEN DRAWING IS NOT TO SCALE	

Burse
 surveying & engineering ^{LLC}

2801 International Lane, Suite 101
 Madison, WI 53704 608.250.9263
 Fax: 608.250.9266
 email: mburse@bse-inc.net
 www.bursesurveyengr.com



TERRAVESSA
OUTLOT 40



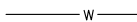
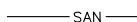



443

444

445

PARSNIP
DRIVE

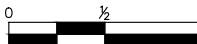
LEGEND

-  SURFACE DRAINAGE SWALE DIRECTION
-  BUILDING SETBACK LINE
-  WATER SERVICE (PROPOSED)
-  SANITARY LATERAL (PROPOSED)
-  6' PUBLIC UTILITY BELOW GRADE EASEMENT
-  PUBLIC UTILITY EASEMENT
-  STREET LIGHT

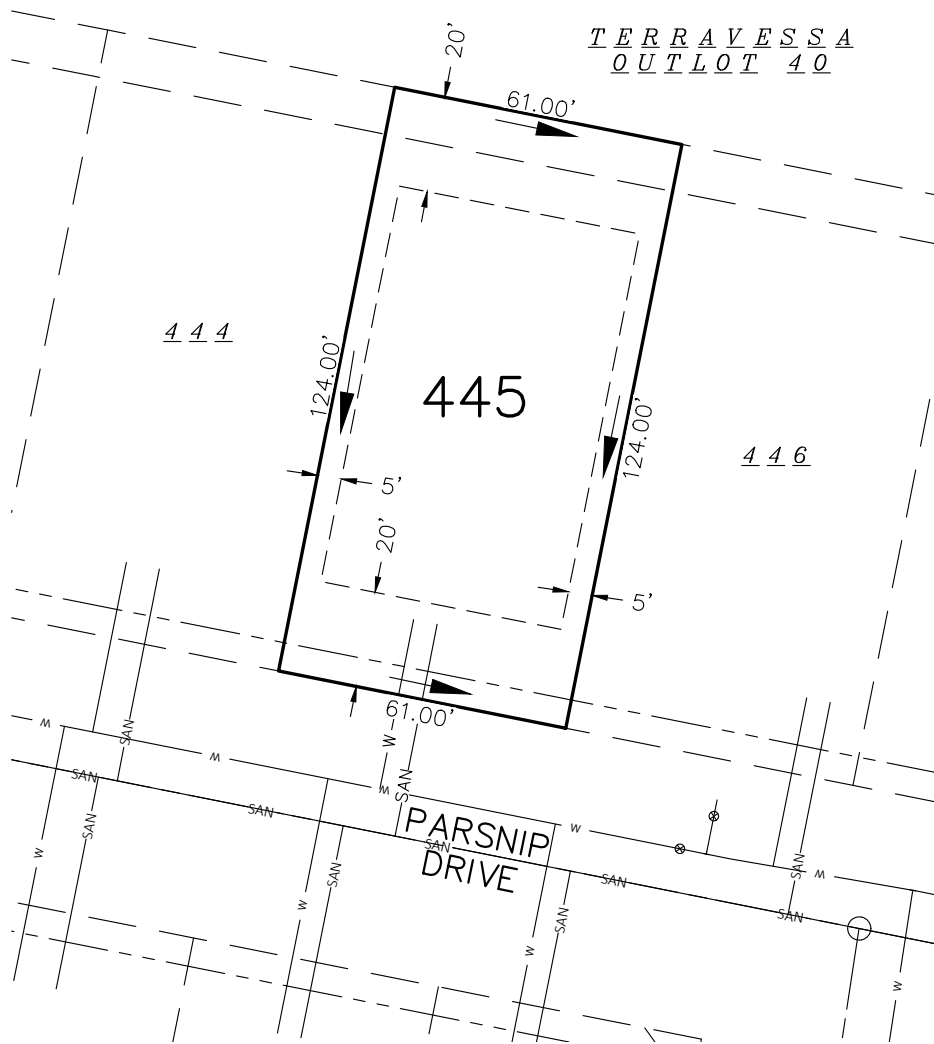
TRANSECT ZONE: T3
 LOT SQUARE FOOTAGE: 7,564 SQ. FT.
 BLDG. ENV. WIDTH AT PRIMARY SETBACK: 51.00'

\\BSE1921\Final Plat\2023\BSE1921FP-FOURTHv20 Sales.dwg

LOT 444
 FOURTH ADDITION TO TERRAVESSA
 FITCHBURG LANDS, LLC

DATE 5/8/2024	PROJECT NO. BSE1921-4A
SCALE 1"=40'	
IF THIS BAR DOES NOT MEASURE 1" THEN DRAWING IS NOT TO SCALE	
	

Burse
 surveying & engineering ^{LLC}
 2801 International Lane, Suite 101
 Madison, WI 53704 608.250.9263
 Fax: 608.250.9266
 email: mburse@bse-inc.net
 www.bursesurveyengr.com



LEGEND

- SURFACE DRAINAGE SWALE DIRECTION
- BUILDING SETBACK LINE
- WATER SERVICE (PROPOSED)
- SANITARY LATERAL (PROPOSED)
- 6' PUBLIC UTILITY BELOW GRADE EASEMENT
- PUBLIC UTILITY EASEMENT
- STREET LIGHT

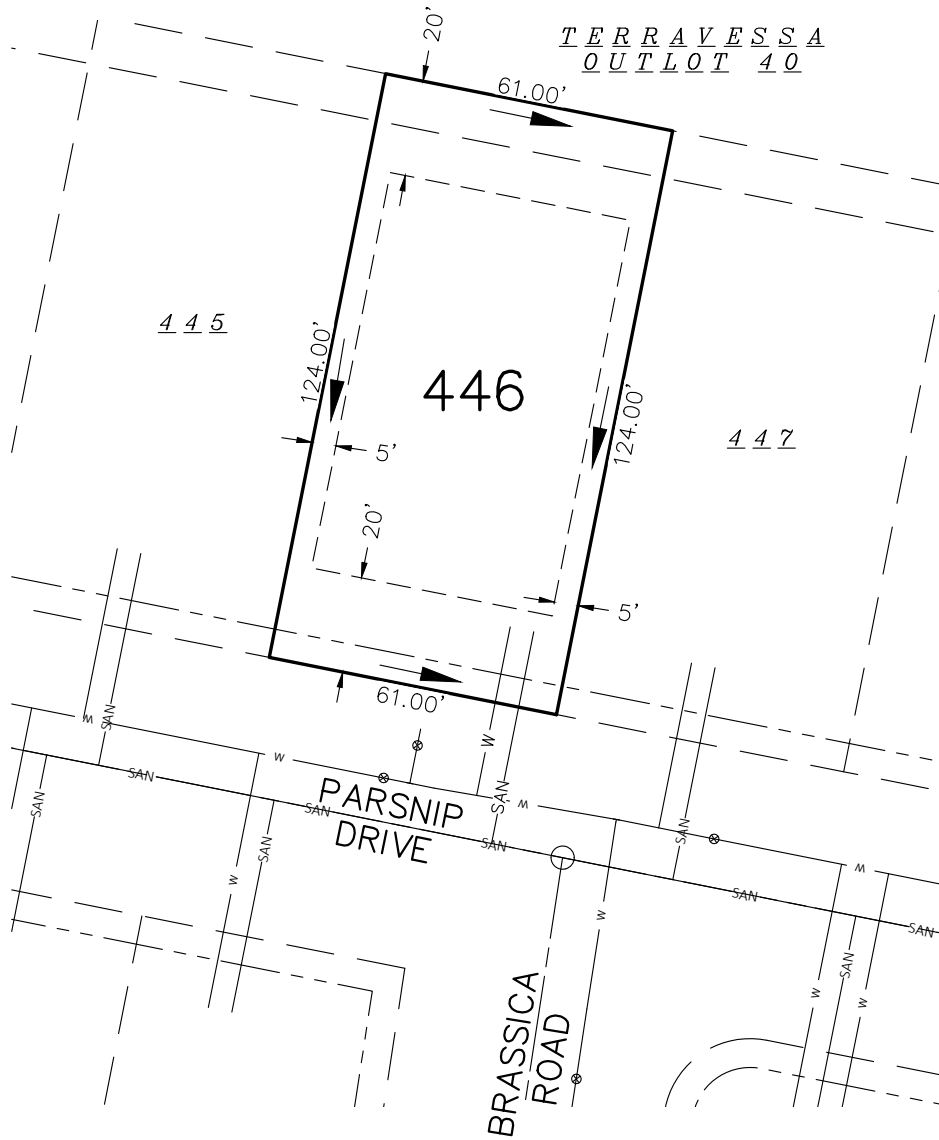
TRANSECT ZONE: T3
 LOT SQUARE FOOTAGE: 7,564 SQ. FT.
 BLDG. ENV. WIDTH AT PRIMARY SETBACK: 51.00'

\BSE1921\Final Plat\2023\BSE1921FP-FOURTHv20 Sales.dwg

LOT 445
 FOURTH ADDITION TO TERRAVESSA
 FITCHBURG LANDS, LLC

DATE 5/8/2024	PROJECT NO. BSE1921-4A
SCALE 1"=40'	
IF THIS BAR DOES NOT MEASURE 1" THEN DRAWING IS NOT TO SCALE	

Burse
 surveying & engineering ^{LLC}
 2801 International Lane, Suite 101
 Madison, WI 53704 608.250.9263
 Fax: 608.250.9266
 email: mburse@bse-inc.net
 www.bursesurveyengr.com



LEGEND

- SURFACE DRAINAGE SWALE DIRECTION
- BUILDING SETBACK LINE
- WATER SERVICE (PROPOSED)
- SANITARY LATERAL (PROPOSED)
- 6' PUBLIC UTILITY BELOW GRADE EASEMENT
- PUBLIC UTILITY EASEMENT
- STREET LIGHT

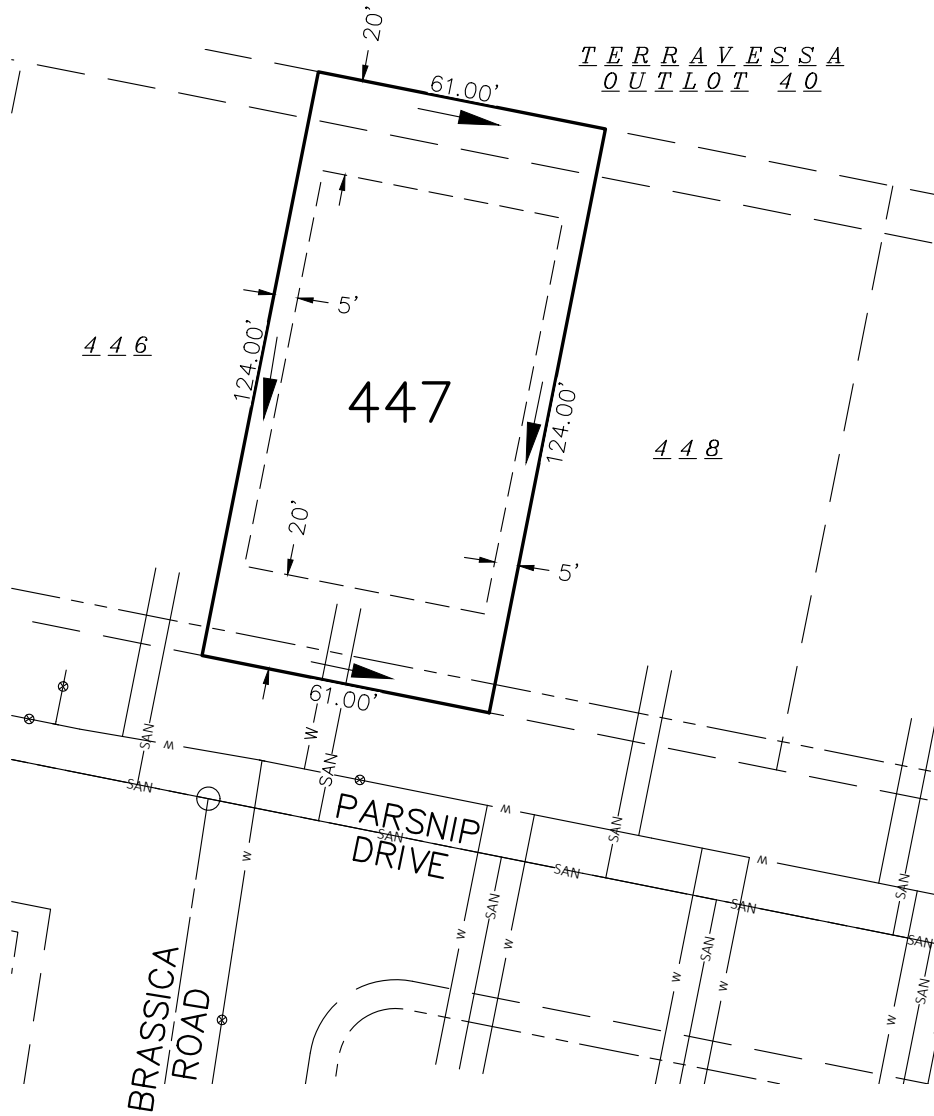
TRANSECT ZONE: T3
 LOT SQUARE FOOTAGE: 7,564 SQ. FT.
 BLDG. ENV. WIDTH AT PRIMARY SETBACK: 51.00'

\BSE1921\Final Plat\2023\BSE1921FP-FOURTHv20 Sales.dwg

LOT 446
 FOURTH ADDITION TO TERRAVESSA
 FITCHBURG LANDS, LLC

DATE 5/8/2024	PROJECT NO. BSE1921-4A
SCALE 1"=40'	
IF THIS BAR DOES NOT MEASURE 1" THEN DRAWING IS NOT TO SCALE	

Burse
 surveying & engineering ^{LLC}
 2801 International Lane, Suite 101
 Madison, WI 53704 608.250.9263
 Fax: 608.250.9266
 email: mburse@bse-inc.net
 www.bursesurveyengr.com



LEGEND

- SURFACE DRAINAGE SWALE DIRECTION
- BUILDING SETBACK LINE
- WATER SERVICE (PROPOSED)
- SANITARY LATERAL (PROPOSED)
- 6' PUBLIC UTILITY BELOW GRADE EASEMENT
- PUBLIC UTILITY EASEMENT
- STREET LIGHT

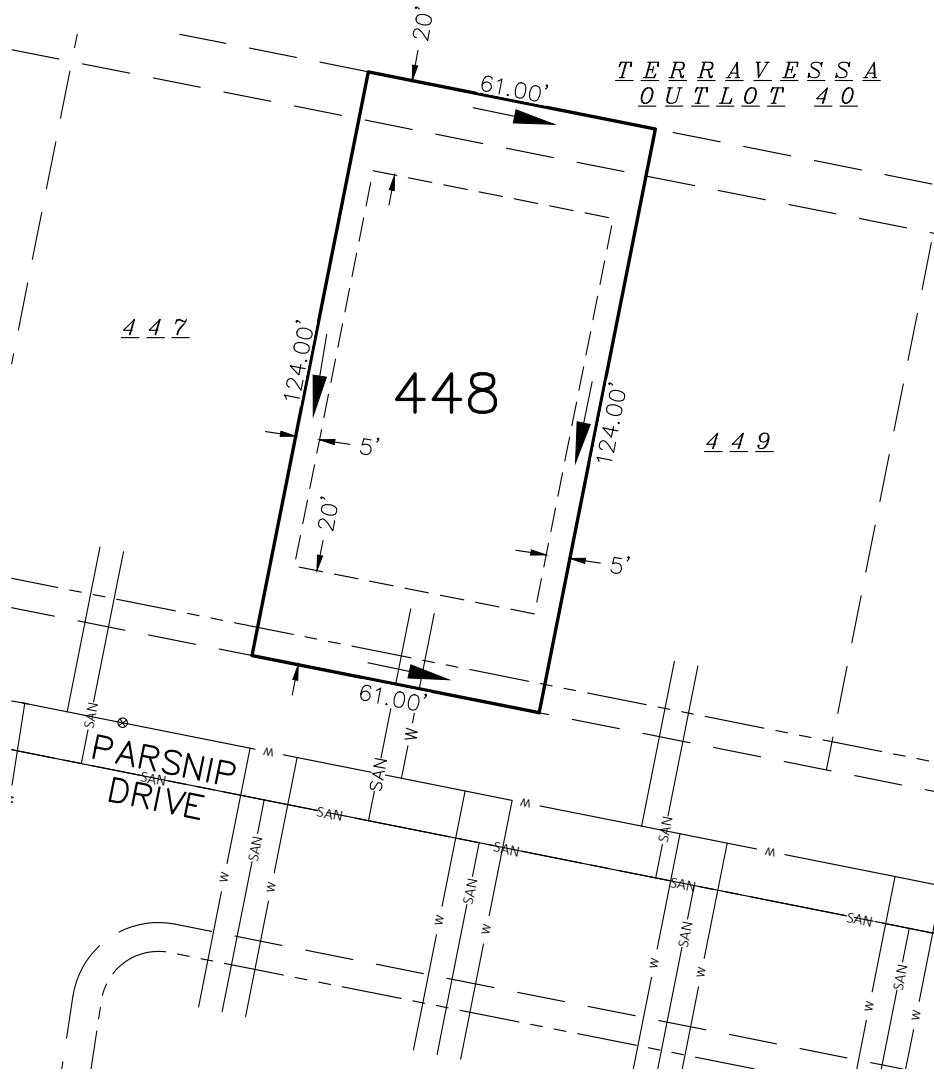
TRANSECT ZONE: T3
 LOT SQUARE FOOTAGE: 7,564 SQ. FT.
 BLDG. ENV. WIDTH AT PRIMARY SETBACK: 51.00'

\BSE1921\Final Plat\2023\BSE1921FP-FOURTHv20 Sales.dwg

LOT 447
 FOURTH ADDITION TO TERRAVESSA
 FITCHBURG LANDS, LLC

DATE 5/8/2024	PROJECT NO. BSE1921-4A
SCALE 1"=40'	
IF THIS BAR DOES NOT MEASURE 1" THEN DRAWING IS NOT TO SCALE	

Burse
 surveying & engineering ^{LLC}
 2801 International Lane, Suite 101
 Madison, WI 53704 608.250.9263
 Fax: 608.250.9266
 email: mburse@bse-inc.net
 www.bursesurveyengr.com



TERRAVESSA
OUTLOT 40



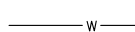
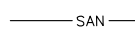
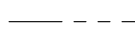


447

448

449

PARSNIP
DRIVE

LEGEND

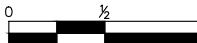
-  SURFACE DRAINAGE SWALE DIRECTION
-  BUILDING SETBACK LINE
-  WATER SERVICE (PROPOSED)
-  SANITARY LATERAL (PROPOSED)
-  6' PUBLIC UTILITY BELOW GRADE EASEMENT
-  PUBLIC UTILITY EASEMENT
-  STREET LIGHT



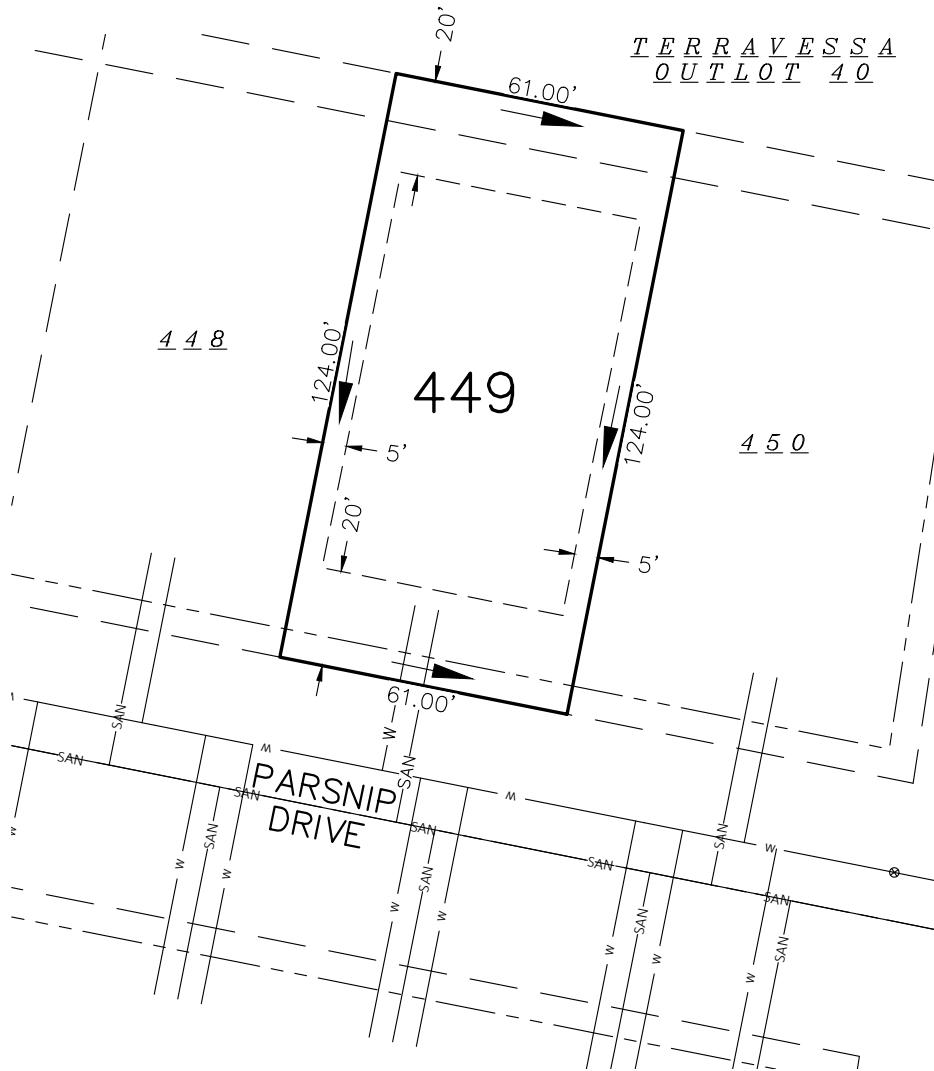
TRANSECT ZONE: T3
 LOT SQUARE FOOTAGE: 7,564 SQ. FT.
 BLDG. ENV. WIDTH AT PRIMARY SETBACK: 51.00'

\\BSE1921\Final Plat\2023\BSE1921FP-FOURTHv20 Sales.dwg

LOT 448
 FOURTH ADDITION TO TERRAVESSA
 FITCHBURG LANDS, LLC

DATE 5/8/2024	PROJECT NO. BSE1921-4A
SCALE 1"=40'	
IF THIS BAR DOES NOT MEASURE 1" THEN DRAWING IS NOT TO SCALE	
	

Burse
 surveying & engineering ^{LLC}
 2801 International Lane, Suite 101
 Madison, WI 53704 608.250.9263
 Fax: 608.250.9266
 email: mburse@bse-inc.net
 www.bursesurveyengr.com



LEGEND

- SURFACE DRAINAGE SWALE DIRECTION
- BUILDING SETBACK LINE
- WATER SERVICE (PROPOSED)
- SANITARY LATERAL (PROPOSED)
- 6' PUBLIC UTILITY BELOW GRADE EASEMENT
- PUBLIC UTILITY EASEMENT
- STREET LIGHT

TRANSECT ZONE: T3
 LOT SQUARE FOOTAGE: 7,564 SQ. FT.
 BLDG. ENV. WIDTH AT PRIMARY SETBACK: 51.00'

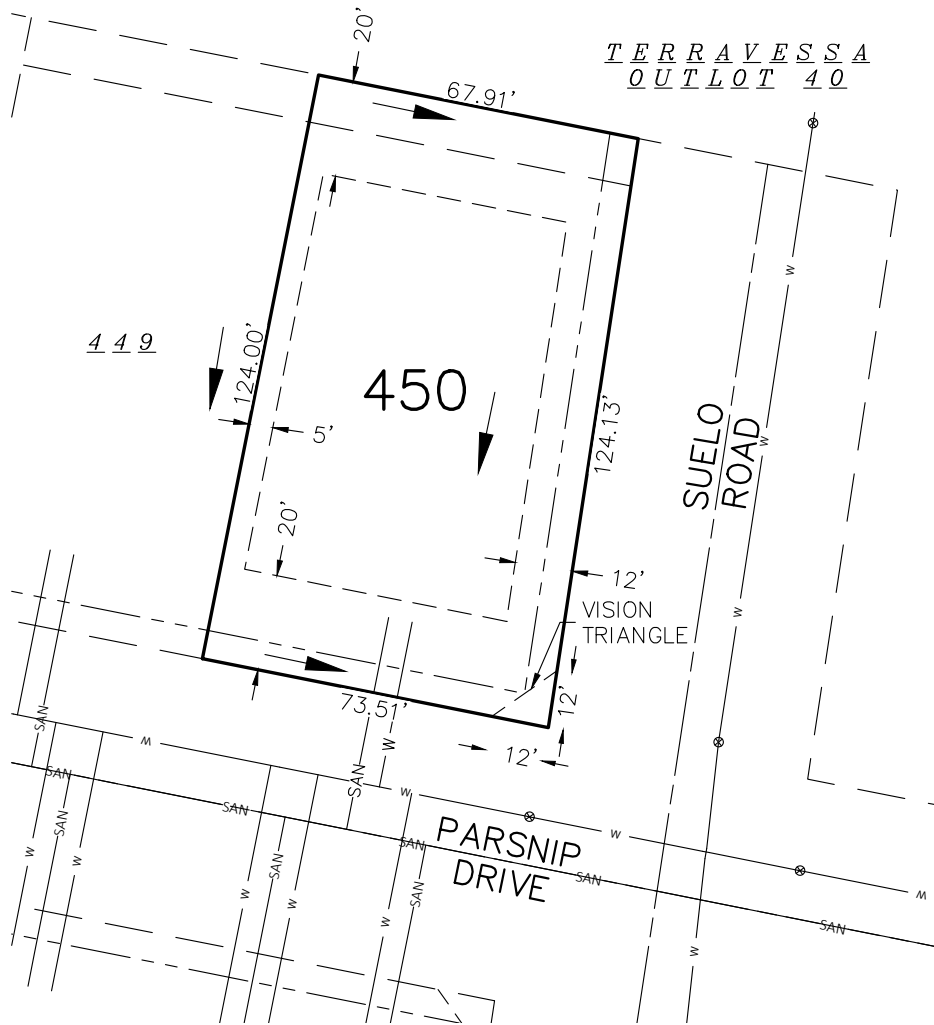
\BSE1921\Final Plat\2023\BSE1921FP-FOURTHv20 Sales.dwg

LOT 449
 FOURTH ADDITION TO TERRAVESSA
 FITCHBURG LANDS, LLC

DATE 5/8/2024	PROJECT NO. BSE1921-4A
SCALE 1"=40'	
IF THIS BAR DOES NOT MEASURE 1" THEN DRAWING IS NOT TO SCALE	

Burse
 surveying & engineering ^{LLC}

2801 International Lane, Suite 101
 Madison, WI 53704 G08.250.9263
 Fax: 608.250.9266
 email: mburse@bse-inc.net
 www.bursesurveyengr.com



TERRAVESSA
OUTLOT 40

449

450

SUEÑO
ROAD

PARSNIP
DRIVE

12'
VISION
TRIANGLE

LEGEND

- SURFACE DRAINAGE SWALE DIRECTION
- BUILDING SETBACK LINE
- WATER SERVICE (PROPOSED)
- SANITARY LATERAL (PROPOSED)
- 6' PUBLIC UTILITY BELOW GRADE EASEMENT
- PUBLIC UTILITY EASEMENT
- STREET LIGHT

TRANSECT ZONE: T3
 LOT SQUARE FOOTAGE: 8,768 SQ. FT.
 BLDG. ENV. WIDTH AT PRIMARY SETBACK: 55.60'

\\BSE1921\Final Plat\2023\BSE1921FP-FOURTHv20 Sales.dwg

LOT 450
 FOURTH ADDITION TO TERRAVESSA
 FITCHBURG LANDS, LLC

DATE 5/8/2024	PROJECT NO. BSE1921-4A
SCALE 1"=40'	
IF THIS BAR DOES NOT MEASURE 1" THEN DRAWING IS NOT TO SCALE	

Burse
 surveying & engineering ^{LLC}

2801 International Lane, Suite 101
 Madison, WI 53704 608.250.9263
 Fax: 608.250.9266
 email: mburse@bse-inc.net
 www.bursesurveyengr.com